

# LOW VOLTAGE TRANSFORMERS



- Complete range of current **transformers**, 52 models from 1 A to 10 kA

## GUIDE TO CHOOSE A CT

### To choose the CT properly you need to know:

- System rated current  
This is used to determine the transformer's primary current, e.g.:  
System rated current: 425A = CT 500/5A
- Power bar/cable size  
This makes it possible to choose a CT with a window that is large enough to pass the phase bar/ cord through, the tendency is always to choose a slightly bigger window so as to have a little play that is useful during installation, e.g.:  
Cord of 120mm<sup>2</sup> (max. outer diam. 21.5mm) = I choose model TA327 with ø27mm hole.



**CT with cable/  
passing bar  
(Primary currents:  
40...8000A)**



**CT with primary  
winding  
(Primary currents:  
5...600A)**



**Open core CT  
(Primary currents:  
60...5000A)**

- Measurement class  
Classes 0.5/1 recommended for measuring power, electricity and  $\cos\phi$   
Class 3 to be used for current measures on ammeters only
- Performance (VA)  
This represents the maximum load that can be connected to the secondary terminals of the CT.  
The load consists of the self consumption of the measurement instrument + adsorption of the cables connecting the CT and the instrument. This latter depends on the length and cross-section of the cable. For the functioning of a certain measurement class, the maximum load must always be lower or equal to the performance/ rated class of the CT.

The following is a table for calculating the absorption of the cables connecting the CT and the instrument.

Power absorbed (VA) by the cables connecting the CT and the instrument		
cross section mm <sup>2</sup> copper	*VA per meter of bipolar cable at 20°C	
	secondary 5A	secondary 1A
1	1	0.04
1.5	0.685	0.0274
2.5	0.41	0.0164
4	0.254	0.0102
6	0.169	0.0068
10	0.0975	0.0039
16	0.062	0.0025

\* The VA absorbed by the connection cables rises 4% for every 10% variation in the temperature.

### CT/5A or CT/1A?

From the table shown above, it can be seen that using the same cross section the CT/1A absorbs 25 times less than the CT/5A because of the very long sections ( $\geq 20m$ ). You are advised to choose a CT/1A so as to reduce the section and relative cost of the cables as well as ensuring more precise reading.

# Current transformers for low voltage network - MEASURE







## Selection table

PASSING CABLE/BUSBARS PRIMARY TRANSFORMERS																											
Model	TAIBB	TA221	TA327	TA426	TA432	TA540	TAC80	TAC110	TAS64	TAS81																	
Cat. Nos.	TABB...	TA221...	TA327...	TA426...	TA432...	TA540...	TA80...	TA11...	TASI...	TASN...																	
Technical notes	NT516	NT811	NT812	NT813	NT814	NT815	NT712	NT713	NT569	NT573																	
Width (mm)	44	49.5	56	60	70	70	125	165	90	100																	
Height (mm)	65	80	80	85	95	95	132	170	130	145																	
Cable (mm)	Ø21	Ø21	Ø27	Ø26	Ø32	Ø40	Ø80	Ø110																			
Window (mm)	16x12.5	20.5x10.5	25.5x15.5 32.5x10.5	32.5x15.5 40.5x12.5	25.5x25.5 32.5x20.5 40.5x10.5	40.5x20.5 50.5x12.5				51x31 64x11	64x31 81x11																
Primary current	VA			VA			VA			VA			VA			VA			VA			VA			VA		
	cl 0.5	cl. 1	cl.3	cl 0.5	cl. 1	cl.3	cl 0.5	cl. 1	cl.3	cl 0.5	cl. 1	cl.3	cl 0.5	cl. 1	cl.3	cl 0.5	cl. 1	cl.3	cl 0.5	cl. 1	cl.3	cl 0.5	cl. 1	cl.3	cl 0.5	cl. 1	cl.3
40A			1						1.5																		
50A		1	1.5			2.5			2.5																		
60A		1	2		1.5	3			3																		
70A		1.5	2.5		1.5	4		1.5	3																		
75A		1.5	2.5		2	4		1.5	3.5																		
80A		1.5	2.5		3	4	1.5	2.5																			
100A	1.5	2.5	2.5	3	4		2	3				2	5														
120A	2	3.5	2.5	3	4		2	3.5				2	5														
125A	2	3.5	2.5	3	4		2	3.5				2	6														
150A	3	4		4	6		3	4		1.5	3	1	3														
160A	3	4		4	6		3	5		1.5	3	1.5	3														
200A	4	5.5		6	8		4	7		2.5	4	3	5			1.5	3										
250A	5	6		8	10		6	8		3	4	3	5			2	4						2.5				
300A	6	7.5		8	10		8	10		4	6	5	8		2	4	2.5	5					3				
400A							10	12		6	8	8	10		4	6	3	5	3	5			4			2	
500A							12	15		6	8	10	12		4	6	3	5	3	5	2	4	2	4			
600A							15	20		6	8	12	15		6	8	4	6	4	6	4	6	3	5			
700A										8	10	10	12		8	10						6	8	4	6		
750A										8	10	10	12		8	10						6	8	4	6		
800A										10	12	10	12		8	12	4	6	4	6	6	8	4	6			
1000A												12	15		10	12	6	8	8	10	8	10	6	8			
1200A															12	15			8	10	10	12	8	10			
1250A																						10	12	8	10		
1500A																						10	12	10	12		
1600A																			10	12	10	12	10	12			
2000A																								10	12		
2500A																								10	12		
3000A																											
3200A																											
4000A																											
5000A																											
6000A																											
8000A																											



# Current transformers for low voltage network - MEASURE

## Selection table

WINDING PRIMARY TRANSFORMERS												
												
Model	TAQ2M	TAQ2L	TAQ6M	TAQ6L	TAQ10	TAQ20						
Cat. Nos.	TAQ2M..	TAQ2L...	TAQ6M...	TAQ6L...	TAQC...	TAQD...						
Technical notes	NT881	NT882	NT883	NT884	NT728	NT729						
Width (mm)	56	56	56	56	85	110						
Height (mm)	80	80	80	80	102.5	140						
Primary current	VA		VA		VA		VA		VA		VA	
	cl. 0.5	cl. 1	cl 0.5	cl. 1	cl 0.5	cl. 1	cl 0.5	cl. 1	cl 0.5	cl. 1	cl 0.5	cl. 1
5A	2	4			6	7.5			10	15	20	40
10A	2	4			6	7.5			10	15	20	40
15A	2	4			6	7.5			10	15	20	40
20A	2	4			6	7.5			10	15	20	40
25A	2	4			6	7.5			10	15	20	40
30A	2	4			6	7.5			10	15	20	40
40A	2	4			6	7.5			10	15	20	40
50A			2	4			6	7.5	10	15	20	40
60A			2	4			6	7.5	10	15	20	40
70A									10	15	20	40
75A			2	4			6	7.5	10	15	20	40
80A			2	4			6	7.5	10	15	20	40
100A			2	4					10	15	20	40
120A									10	15	20	40
125A									10	15	20	40
150A									10	15	20	40
160A									10	15	20	40
200A									10	15	20	40
250A											20	40
300A											20	40
400A											20	40
500A											20	40
600A											20	40

### OPEN-CORE TRANSFORMERS

<b>Model</b>	TRA11	TRA15	TRA230	TRA580	TRA812	TRA816
<b>Cat. Nos.</b>	TAAA..	TAAB...	TA230...	TA580...	TA812...	TA816...
<b>Technical notes</b>	NT721	NT722	NT869	NT841	NT842	NT818
<b>Width (mm)</b>	235	275	92	120	150	184
<b>Height (mm)</b>	219	259	110	150	190	245
<b>Cable (mm)</b>	Ø110	Ø150				
<b>Window (mm)</b>			20x30	50.5x80.5	80.5x120.5	80x160

Primary current	VA			VA			VA			VA			VA		
	cl 0.5	cl. 1	cl. 3	cl 0.5	cl. 1	cl. 3	cl 0.5	cl. 1	cl. 3	cl 0.5	cl. 1	cl. 3	cl 0.5	cl. 1	cl. 3
60A									1						
100A			3			3			1.5						
120A			3			3									
150A			5			5	1.5	2.5							
200A			5			5	1	2.5							
250A		5			5		1.5	3		1	2				
300A		5			5		1.5	4		1.5	3				
400A	5			5			2.5	6		1.5	3				
500A	8			8						2.5	5		4	12	
600A	15			15						2.5	5		5	14	
800A	15			15						3	7	3	7		
1000A	15			15						5	10	5	10		
1200A	20			20								6	11		
1500A	20			20								8	15		
2000A	25			25											15 20
2500A				25											15 20
3000A				25											20 25
4000A				30											20 25
5000A				30											20 25

### CURRENT SUMMATION TRANSFORMERS

<b>Model</b>	BSA02	BSA03	BTA2
<b>Cat. Nos.</b>	TAEA...	TAEA...	TAEB...
<b>Technical notes</b>	NT731	NT731	NT732
<b>Width (mm)</b>	70	70	121
<b>Height (mm)</b>	93	93	124

Primary current	VA		VA		VA
	cl 0.5	cl. 1	cl 0.5	cl. 1	cl 0.5
5+5A	10	15			40
5+5+5A			10	15	40
5+5+5+5A					40
5+5+5+5+5A					15
5+5+5+5+5+5A					15
1+1A	10	15			40
1+1+1A			10	15	40
1+1+1+1A					40
1+1+1+1+1A					15
1+1+1+1+1+1A					15

# Current transformers for low voltage network - PROTECTION

## Selection table

PASSING CABLE/BUSBARS PRIMARY TRANSFORMERS																											
<b>Model</b>	TAS63P	TAS80	TAS80P	TAS102BP		TAS125	TAS125P	TAU81P	TAU91P																		
<b>Cat. Nos.</b>	TAWA...	TASM...	TAWB...	(a) TAPQ... (b) TAPQ...3		TASQ...	TAWC...	TAXA...	TAXB...																		
<b>Technical notes</b>	NT645	NT571	NT572	NT768		NT575	NT576	NT715	NT716																		
<b>Width (mm)</b>	100	124	124	135 (a) 129 (b)		182	182	177	257																		
<b>Height (mm)</b>	117.5	136	136	129 (a) 135 (b)		193	193	233.5	273.5																		
<b>Window (mm)</b>	41x21 51x20 64x19	82x32	82x32	54x102 (a) 102x54 (b)		127x54	127x54	55x125	55x165																		
Primary current	VA		VA		VA				VA		VA		VA				VA				VA						
	cl. 5P5	cl. 5P10	cl. 5P5	cl. 5P10	cl. 5P5	cl. 5P10	cl. 5P15	cl. 5P20	cl. 5P5	cl. 5P10	cl. 5P5	cl. 5P10	cl. 5P5	cl. 5P10	cl. 5P15	cl. 5P20	cl. 5P5	cl. 5P10	cl. 5P15	cl. 5P20	cl. 5P5	cl. 5P10	cl. 5P15	cl. 5P20	cl. 5P5	cl. 5P10	cl. 5P15
250A	2.5	1																									
300A	3.5	1.2	6	2.5	8	4	2.5	1.5																			
400A	4	1.5	7	2.5	10	5	3	2			6	3	12	6	3.5	2.5											
500A	5	1.5	10	3	12	6	4	2.5			10	3	15	7	4	3											
600A	6	2	10	4	15	7	4.5	3			10	5	20	10	5	4											
700A	7	2	10	4	16	8	4.5	3			10	5	20	10	6	4											
750A	7	2	10	4	20	9	5	3			10	5	25	10	7	5											
800A	7	1.5	10	4	20	8	4.5	2.5	10	4	15	5	25	10	7	5											
1000A	7	1.5	15	4	25	10	6	3	12	5	15	5	30	15	8	6											
1200A	10	1.5	20	5	30	12	6	3	12	5	20	5	35	15	8	6											
1250A	10	2	20	5	30	12	6	3	12	5	20	5	35	15	8	6											
1500A	10	1.5	25	5	35	12	5		15	6	20	5	40	20	10	6	50	15	6	1.5	50	15	6	2			
1600A	10	1.5	25	5	35	12	5		15	6	20	5	40	20	10	6											
2000A			30	6	40	12	3		20	6	25	5	50	20	10	4	50	15	6	1.5	50	20	10	3			
2500A			35	6	45	10			20	6	30	5	60	20	10	3	80	25	10	1.5	80	25	10	3			
3000A									20	4	40	5	80	25	10	3	80	35	15	4	80	35	15	4			
4000A											50	5	100	30	15	3	100	35	10		100	40	15	5			
5000A																					100	40	20	5			
6000A																											
8000A																											



# Current transformers for low voltage network - ACCURACY

## Selection table

PASSING CABLE/BUSBARS PRIMARY TRANSFORMERS																					
Model	TA327		TA432		TAS65			TAS84			TAS102			TAS127			TAS127B				
Cat. Nos.	TA327...S		TA432...S		(a) TASL...S (b) TASL...3S			(a) TASO...S (b) TASO...3S			(a) TAMP...S (b) TAMP...3S			(a) TASR...S (b) TASR...3S			(a) TASS...S (b) TASS...3S				
Technical notes	NT829		NT830		NT831			NT832			NT833			NT834			NT835				
Width (mm)	56		70		90 (a) 94 (b)			96 (a) 116 (b)			98 (a) 129 (b)			99 (a) 160 (b)			125 (a) 160 (b)				
Height (mm)	80		90		94 (a) 90 (b)			116 (a) 96 (b)			129 (a) 98 (b)			160 (a) 99 (b)			160 (a) 125 (b)				
Cable (mm)	Ø27		Ø32																		
Window (mm)	25.5x15.5 32.5x10.5		25.5x25.5 32.5x20.5 40.5x10.5		32x65 (a) 65x32 (b)			34x84 (a) 84x34 (b)			38x102 (a) 102x38 (b)			38x127 (a) 127x38 (b)			54x127 (a) 127x54 (b)				
Primary current	VA			VA			VA			VA			VA			VA			VA		
	cl. 0.2s	cl. 0.2	cl. 0.5s	cl. 0.2s	cl. 0.2	cl. 0.5s	cl. 0.2s	cl. 0.2	cl. 0.5s	cl. 0.2s	cl. 0.2	cl. 0.5s	cl. 0.2s	cl. 0.2	cl. 0.5s	cl. 0.2s	cl. 0.2	cl. 0.5s	cl. 0.2s	cl. 0.2	cl. 0.5s
150A	1	1.5	2																		
160A	1	1.5	2																		
200A	2	2.5	3	1	1.5	2,5															
250A	2	2.5	3	1	1.5	2,5															
300A	2.5	4	5	1.5	2	3															
400A	4	5	8	1.5	3	4															
500A	6	7	10	2.5	5	5															
600A	8	10	15	3	6	7	1	3	5												
700A				4	7	7	1,5	4	7,5												
750A				4	7	8	2	5	7,5												
800A				5	8	10	2,5	7,5	10	4	6	7									
1000A				6	10	12	10	12	15	6	7	8	5	7,5	10	4	6	8			
1200A							12	15	20	10	12	14	5	7,5	10	5	7,5	10			
1250A							12	15	20	10	12	14	5	7,5	10	5	7,5	10			
1500A							12	15	20	15	17,5	20	7,5	10	15	7,5	10	12,5	7,5	10	12,5
1600A							12	15	20	15	17,5	20	7,5	10	15	7,5	10	12,5	7,5	10	12,5
2000A							12	15	20	15	20	25	10	15	20	10	15	20	10	12,5	15
2500A													15	20	25	15	20	25	12,5	15	20
3000A													20	25	30	20	25	30	15	20	25
3200A																			15	20	25
4000A																			20	25	30

WINDING PRIMARY TRANSFORMERS						
Model	TAQ6M		TAQ6L		TAQ10	
Cat. Nos.	TAQ6M...S		TAQ6L...S		TAQC...S	
Technical notes	NT885		NT886		NT826	
Type	Winding primary		Winding primary		Winding primary	
Width (mm)	56		56		85	
Height (mm)	50		80		102.5	
Primary current	VA		VA		VA	
	cl. 0.2	cl. 0.5s	cl. 0.2s	cl. 0.5s	cl. 0.2	cl. 0.5s
5A	3	5			5	10
10A	3	5			5	10
15A	3	5			5	10
20A	3	5			5	10
25A	3	5			5	10
30A	3	5			5	10
40A	3	5			5	10
50A			3	5	5	10
60A			3	5	5	10
70A					5	10
75A			3	5	5	10
80A			3	5	5	10
100A					5	10
120A					5	10
125A					5	10
150A					5	10

# Voltage transformers for low voltage network

## Selection table

VOLTAGE TRANSFORMERS - MEASURE/PROTECTION																	
Model	BTV3	BTV6	BTV10	BTV20	BTV50	BTV100											
Cat. Nos.	TVVA...	TVVB...	TVVC...	TVVD...	TVVE...	TVVF...											
Technical notes	NT733	NT734	NT735	NT736	NT737	NT738											
Width (mm)	80	120	125	140	165	180											
Height (mm)	115	100	100	100	125	125											
Depth (mm)	96	85	85	85	103	103											
Primary voltage	VA		VA			VA			VA			VA			VA		
	cl. 1	cl. 0.5	cl. 1	cl. 3P	cl. 0.5	cl. 1	cl. 3P	cl. 0.5	cl. 1	cl. 3P	cl. 0.5	cl. 1	cl. 3P	cl. 0.5	cl. 1	cl. 3P	
100V	6	6	9	20	10	15	30	20	30	50	50	75	100	100	150	200	
110V	6	6	9	20	10	15	30	20	30	50	50	75	100	100	150	200	
115V	6	6	9	20	10	15	30	20	30	50	50	75	100	100	150	200	
230V	6	6	9	20	10	15	30	20	30	50	50	75	100	100	150	200	
240V	6	6	9	20	10	15	30	20	30	50	50	75	100	100	150	200	
400V	6	6	9	20	10	15	30	20	30	50	50	75	100	100	150	200	
440V	6	6	9	20	10	15	30	20	30	50	50	75	100	100	150	200	
450V	6	6	9	20	10	15	30	20	30	50	50	75	100	100	150	200	
500V	6	6	9	20	10	15	30	20	30	50	50	75	100	100	150	200	
600V	6	6	9	20	10	15	30	20	30	50	50	75	100	100	150	200	
660V	6	6	9	20	10	15	30	20	30	50	50	75	100	100	150	200	
690V	6	6	9	20	10	15	30	20	30	50	50	75	100	100	150	200	
700V								20	30	50	50	75	100	100	150	200	
800V								20	30	50	50	75	100	100	150	200	
1000V								20	30	50	50	75	100	100	150	200	
3-PHASE primary voltage	VA		VA			VA			VA			VA			VA		
	cl. 1	cl. 0.5	cl. 1	cl. 3P	cl. 0.5	cl. 1	cl. 3P	cl. 0.5	cl. 1	cl. 3P	cl. 0.5	cl. 1	cl. 3P	cl. 0.5	cl. 1	cl. 3P	
	3	3	4	10	5	7	15	8	10	25	25	30	50	50	75	100	

VOLTAGE TRANSFORMERS - ACCURACY										
Model	BTV6	BTV10	BTV20	BTV50	BTV100					
Cat. Nos.	TVVB...	TVVC...	TVVD...	TVVE...	TVVF...					
Technical notes	NT836	NT837	NT838	NT839	NT840					
Width (mm)	120	125	140	165	180					
Height (mm)	100	100	100	125	125					
Depth (mm)	85	85	85	103	103					
Primary voltage	VA		VA		VA		VA		VA	
	cl. 0.2	cl. 0.2	cl. 0.2	cl. 0.2	cl. 0.2	cl. 0.2	cl. 0.2	cl. 0.2	cl. 0.2	cl. 0.2
230V	2.5	4	8	20	40					
240V	2.5	4	8	20	40					
400V	2.5	4	8	20	40					
440V	2.5	4	8	20	40					
450V	2.5	4	8	20	40					
500V	2.5	4	8	20	40					
600V	2.5	4	8	20	40					
660V	2.5	4	8	20	40					
690V	2.5	4	8	20	40					
700V			8	20	40					
800V			8	20	40					
1000V			8	20	40					
Primary voltage	VA		VA		VA		VA		VA	
	cl.0.2	cl.0.2	cl.0.2	cl.0.2	cl.0.2	cl.0.2	cl.0.2	cl.0.2	cl.0.2	cl.0.2
230-1000V - √3	1	2	3	8	14					

# Current transformers - MEASURE

## Open core single-phase current transformer



TRA11



TRA15

Cat. Nos. **TRA11**

Passing cable window/bar Ø 110mm

Isr 5A	Primary current (A)	Accuracy class VA		
		cl. 0.5	cl. 1	cl. 3
TAAA50C100	100A	-	-	3
TAAA50C120	120A	-	-	3
TAAA50C150	150A	-	-	5
TAAA50C200	200A	-	-	5
TAAA50C250	250A	-	5	-
TAAA50C300	300A	-	5	-
TAAA50C400	400A	5	-	-
TAAA50C500	500A	8	-	-
TAAA50C600	600A	15	-	-
TAAA50C800	800A	15	-	-
TAAA50D100	1000A	15	-	-
TAAA50D120	1200A	20	-	-
TAAA50D150	1500A	20	-	-
TAAA50D200	2000A	25	-	-

Cat. Nos. **TRA15**

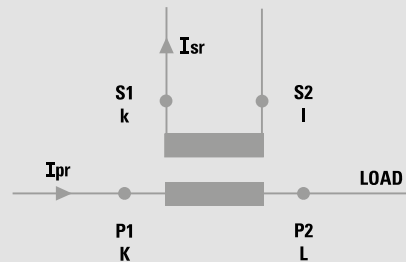
Passing cable window/bar Ø 150mm

Isr 5A	Primary current (A)	Accuracy class VA		
		cl. 0.5	cl. 1	cl. 3
TAAB50C100	100A	-	-	3
TAAB50C120	120A	-	-	3
TAAB50C150	150A	-	-	5
TAAB50C200	200A	-	-	5
TAAB50C250	250A	-	5	-
TAAB50C300	300A	-	5	-
TAAB50C400	400A	5	-	-
TAAB50C500	500A	8	-	-
TAAB50C600	600A	15	-	-
TAAB50C800	800A	15	-	-
TAAB50D100	1000A	15	-	-
TAAB50D120	1200A	20	-	-
TAAB50D150	1500A	20	-	-
TAAB50D200	2000A	25	-	-
TAAB50D250	2500A	25	-	-
TAAB50D300	3000A	25	-	-
TAAB50D400	4000A	30	-	-
TAAB50D500	5000A	30	-	-

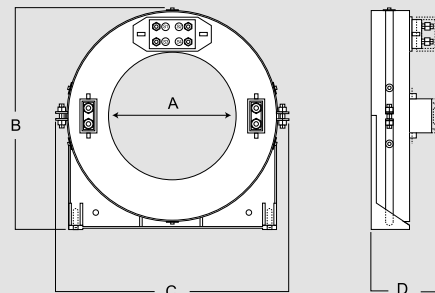
### Technical features

MODEL	TRA11	TRA15
<b>TECHNICAL NOTES</b>	NT721	NT722
<b>SPECIFICATIONS</b>		
Reference specification	EN/IEC 61869-1, 61869-2	
Rated primary current Ipr:	100...2000A	100...5000A
Rated frequency:	50Hz	
Working frequency:	47...63Hz	
Rated continuous thermal current Icth:	100% Ipr	
Rated short-time thermal current Ith:	< 60Ipr (max.90kA/1s)	
Rated dynamic current Idyn :	2,5Ith	
Instrument security factor (FS):	≤ 15	
Rated secondary current Isr :	5A	
Max. power dissipation	≤ 25W	≤ 25W
Allowed max cable or busbar temperature:	125°C	
<b>INSULATION REQUIREMENTS</b>		
Type	Dry transformer, air insulation	
Highest voltage for equipment Um:	0.72kV r.m.s.	
Rated insulation level:	3kV r.m.s. 50Hz/1min	
Class of insulation (EN/IEC 61869-1, 61869-2):	B	
<b>ENVIRONMENTAL CONDITIONS</b>		
Nominal temperature range:	-25...50°C	
Limit temperature range for storage:	-40...85°C	
Relative humidity:	≤ 85%	
Suitable for tropical climates	yes	
<b>CONNECTION</b>		
Primary winding:	passing bus bar	
Secondary winding	tightening by nut M4	
<b>MECHANICAL FEATURES</b>		
Housing material:	self extinguishing polycarbonate	
Protetion degree (EN/IEC 60529):	IP20 with sealable terminal cover IP20 housing	
Weight:	4200 gr	5500 gr

### Wiring diagrams



### Dimensions



Dim. (mm)	A	B	C	D
<b>TRA11</b>	110	219	235	79
<b>TRA15</b>	150	259	275	79

# Current transformers - MEASURE

## Open core single-phase current transformer



TRA230

TRA580

TRA812

TRA816

Cat. Nos.

### TRA230

Busbar 20x30mm

Isr 5A	Isr 1A	Primary current (A)	Accuracy class VA		
			cl. 0.5	cl. 1	cl. 3
TA23050B600	TA23010B600	60A	-	-	1
TA23050C100	TA23010C100	100A	-	-	1.5
TA23050C150	TA23010C150	150A	-	1.5	2.5
TA23050C200	TA23010C200	200A	1	2.5	-
TA23050C250	TA23010C250	250A	1.5	3	-
TA23050C300	TA23010C300	300A	1.5	4	-
TA23050C400	TA23010C400	400A	2.5	6	-

Cat. Nos.

### TRA580

Busbar 50x80mm

Isr 5A	Isr 1A	Primary current (A)	Accuracy class VA		
			cl. 0.5	cl. 1	cl. 3
TA58050C250	TA58010C250	250A	1	2	-
TA58050C300	TA58010C300	300A	1.5	3	-
TA58050C400	TA58010C400	400A	1.5	3	-
TA58050C500	TA58010C500	500A	2.5	5	-
TA58050C600	TA58010C600	600A	2.5	5	-
TA58050C800	TA58010C800	800A	3	7	-
TA58050D100	TA58010D100	1000A	5	10	-

Cat. Nos.

### TRA812

Busbar 80x120mm

Isr 5A	Isr 1A	Primary current (A)	Accuracy class VA		
			cl. 0.5	cl. 1	cl. 3
TA81250C500	TA81210C500	500A	-	4	12
TA81250C600	TA81210C600	600A	-	5	14
TA81250C800	TA81210C800	800A	3	7	-
TA81250D100	TA81210D100	1000A	5	10	-
TA81250D120	TA81210D120	1200A	6	11	-
TA81250D150	TA81210D150	1500A	8	15	-

Cat. Nos.

### TRA816

Busbar 80x160mm

Isr 5A	Isr 1A	Primary current (A)	Accuracy class VA		
			cl. 0.5	cl. 1	cl. 3
TA81650D200	TA81610D200	2000A	15	20	-
TA81650D250	TA81610D250	2500A	15	20	-
TA81650D300	TA81610D300	3000A	20	25	-
TA81650D400	TA81610D400	4000A	20	25	-
TA81650D500	TA81610D500	5000A	20	25	-

Cat. Nos.

### Accessories

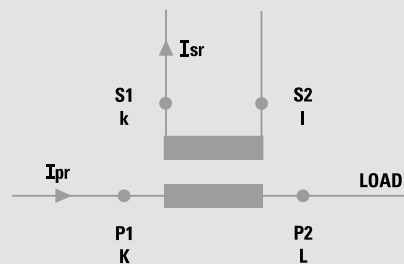
ATACOP13

Description  
Accessory sealable terminal cover

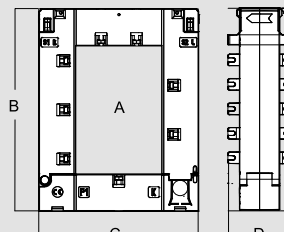
### Technical features

MODEL	TRA230	TRA580	TRA812	TRA816
TECHNICAL NOTES	NT869	NT841	NT842	NT863
<b>SPECIFICATIONS</b>				
Reference specification	EN/IEC 61869-1, 61869-2			
Rated primary current I <sub>pr</sub> :	60÷400A	250÷1000A	500÷1500A	2000÷5000A
Rated frequency:	50Hz			
Working frequency:	47...63Hz			
Rated continuous thermal current I <sub>cth</sub> :	100% I <sub>pr</sub>			
Rated short-time thermal current I <sub>th</sub> :	< 60I <sub>pr</sub> (max.90kA/1s)			
Rated dynamic current I <sub>dyn</sub> :	2,5I <sub>th</sub>			
Instrument security factor (FS):	≤ 15			
Rated secondary current I <sub>s</sub> :	1 - 5A			
Max. power dissipation	≤ 3.4W	≤ 10W	≤ 10W	≤ 26W
Allowed max cable or busbar temperature:	125°C			
<b>INSULATION REQUIREMENTS</b>				
Type	Dry transformer, air insulation			
Highest voltage for equipment U <sub>m</sub> :	0.72kV r.m.s.			
Rated insulation level:	3kV r.m.s. 50Hz/1min			
Class of insulation (EN/IEC 61869-1, 61869-2):	B			
<b>ENVIRONMENTAL CONDITIONS</b>				
Nominal temperature range:	-25...50°C			
Limit temperature range for storage:	-40...85°C			
Relative humidity:	≤ 85%			
Suitable for tropical climates	yes			
<b>CONNECTION</b>				
Primary winding:	passing bus bar			
Secondary winding	4 screw terminals (max. cable section 6mm <sup>2</sup> ) + 2 fast-ons (4,8x0,8mm)			
<b>MECHANICAL FEATURES</b>				
Housing material:	self extinguishing			
Protection degree (EN/IEC 60529):	IP20 option sealable terminal			
Weight:	680 gr	1100 gr	1550 gr	3550 gr

### Wiring diagrams



### Dimensions



Dim. (mm)	A	B	C	D
TRA230	20x30	110	92	60
TRA580	50x80	150	120	55
TRA812	80x120	190	150	55
TRA816	80x160	230	185	70

# Current transformers - MEASURE

## Winding primary single-phase current transformer



TAQ2L - TAQ6L



TAQ2M - TAQ6M



TAQ10



TAQ20

Cat. Nos.		Primary current (A)	Accuracy class VA	
Isr 5A	Isr 1A		cl. 0.5	cl. 1
TAQ2M50A500	TAQ2M10A500	5A	2	4
TAQ2M50B100	TAQ2M10B100	10A	2	4
TAQ2M50B150	TAQ2M10B150	15A	2	4
TAQ2M50B200	TAQ2M10B200	20A	2	4
TAQ2M50B250	TAQ2M10B250	25A	2	4
TAQ2M50B300	TAQ2M10B300	30A	2	4
TAQ2M50B400	TAQ2M10B400	40A	2	4

Cat. Nos.		Primary current (A)	Accuracy class VA	
Isr 5A	Isr 1A		cl. 0.5	cl. 1
TAQ2L50B500	TAQ2L10B500	50A	2	4
TAQ2L50B600	TAQ2L10B600	60A	2	4
TAQ2L50B750	TAQ2L10B750	75A	2	4
TAQ2L50B800	TAQ2L10B800	80A	2	4
TAQ2L50C100	TAQ2L10C100	100A	2	4

Cat. Nos.		Primary current (A)	Accuracy class VA	
Isr 5A	Isr 1A		cl. 0.5	cl. 1
TAQ6M50A500	TAQ6M10A500	5A	6	7.5
TAQ6M50B100	TAQ6M10B100	10A	6	7.5
TAQ6M50B150	TAQ6M10B150	15A	6	7.5
TAQ6M50B200	TAQ6M10B200	20A	6	7.5
TAQ6M50B250	TAQ6M10B250	25A	6	7.5
TAQ6M50B300	TAQ6M10B300	30A	6	7.5
TAQ6M50B400	TAQ6M10B400	40A	6	7.5

Cat. Nos.		Primary current (A)	Accuracy class VA	
Isr 5A	Isr 1A		cl. 0.5	cl. 1
TAQ6L50B500	TAQ6L10B500	50A	6	7.5
TAQ6L50B600	TAQ6L10B600	60A	6	7.5
TAQ6L50B750	TAQ6L10B750	75A	6	7.5
TAQ6L50B800	TAQ6L10B800	80A	6	7.5

Cat. Nos.	Accessories
ATACOP13	Description Accessory sealable terminal cover for TAQ2M - TAQ2L - TAQ6M TAQ6L
ATACOP03	Accessory sealable terminal cover for TAQ10
ATACOP07	Accessory sealable terminal cover for TAQ20

Cat. Nos.		Primary current (A)	Accuracy class VA	
Isr 5A	Isr 1A		cl. 0.5	cl. 1
TAQC50A500	TAQC10A500	5A	10	15
TAQC50B100	TAQC10B100	10A	10	15
TAQC50B150	TAQC10B150	15A	10	15
TAQC50B200	TAQC10B200	20A	10	15
TAQC50B250	TAQC10B250	25A	10	15
TAQC50B300	TAQC10B300	30A	10	15
TAQC50B400	TAQC10B400	40A	10	15
TAQC50B500	TAQC10B500	50A	10	15
TAQC50B600	TAQC10B600	60A	10	15
TAQC50B700	TAQC10B700	70A	10	15
TAQC50B750	TAQC10B750	75A	10	15
TAQC50B800	TAQC10B800	80A	10	15
TAQC50C100	TAQC10C100	100A	10	15
TAQC50C120	TAQC10C120	120A	10	15
TAQC50C150	TAQC10C150	150A	10	15
TAQC50C200	TAQC10C200	200A	10	15
TAQC50C250	TAQC10C250	250A	10	15
TAQC50C300	TAQC10C300	300A	10	15

Cat. Nos.		Primary current (A)	Accuracy class VA	
Isr 5A	Isr 1A		cl. 0.5	cl. 1
TAQD50A500	TAQD10A500	5A	20	40
TAQD50B100	TAQD10B100	10A	20	40
TAQD50B150	TAQD10B150	15A	20	40
TAQD50B200	TAQD10B200	20A	20	40
TAQD50B250	TAQD10B250	25A	20	40
TAQD50B300	TAQD10B300	30A	20	40
TAQD50B400	TAQD10B400	40A	20	40
TAQD50B500	TAQD10B500	50A	20	40
TAQD50B600	TAQD10B600	60A	20	40
TAQD50B700	TAQD10B700	70A	20	40
TAQD50B750	TAQD10B750	75A	20	40
TAQD50B800	TAQD10B800	80A	20	40
TAQD50C100	TAQD10C100	100A	20	40
TAQD50C120	TAQD10C120	120A	20	40
TAQD50C150	TAQD10C150	150A	20	40
TAQD50C200	TAQD10C200	200A	20	40
TAQD50C250	TAQD10C250	250A	20	40
TAQD50C300	TAQD10C300	300A	20	40
TAQD50C400	TAQD10C400	400A	20	40
TAQD50C500	TAQD10C500	500A	20	40
TAQD50C600	TAQD10C600	600A	20	40

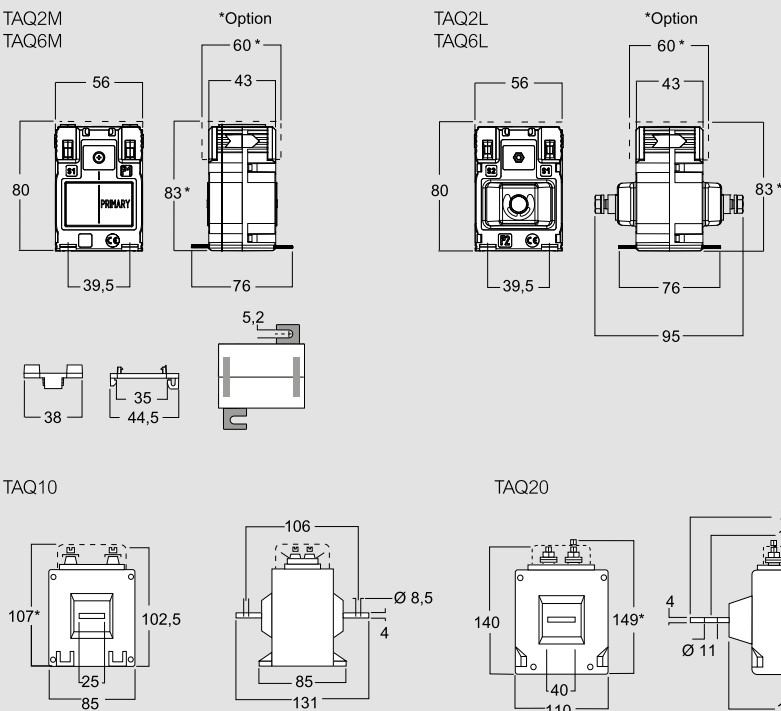
# Current transformers - MEASURE

## Winding primary single-phase current transformer

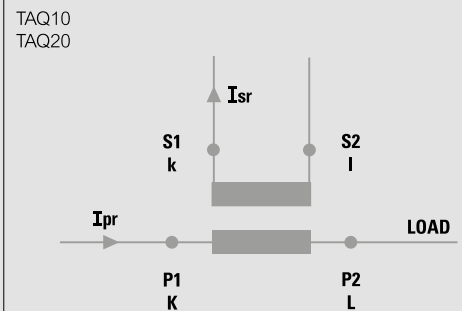
### Technical features

MODEL	TAQ2M	TAQ6M	TAQ2L	TAQ6L	TAQ10	TAQ20
<b>TECHNICAL NOTES</b>	NT881	NT883	NT882	NT884	NT728	NT729
<b>SPECIFICATIONS</b>						
Reference specification	EN/IEC 61869-1, 61869-2					
Rated primary current I <sub>pr</sub> :	5...40A	5...40A	50...100A	50...80A	5...300A	5...600A
Rated frequency:	50Hz					
Working frequency:	47...63Hz					
Rated continuous thermal current I <sub>cth</sub> :	100% I <sub>pr</sub>					
Rated short-time thermal current I <sub>th</sub> :	< 60I <sub>pr</sub>					
Rated dynamic current I <sub>dyn</sub> :	2,5I <sub>th</sub>					
Instrument security factor (FS):	≤ 5					
Rated secondary current I <sub>sr</sub> :	5 - 1A					
Max. power dissipation	≤ 4.3W	≤ 4.3W	≤ 4.3W	≤ 4.3W	≤ 2.5W	≤ 2.5W
Allowed max cable or busbar temperature:	125°C					
<b>INSULATION REQUIREMENTS</b>						
Type	Dry transformer, air insulation					
Highest voltage for equipment U <sub>m</sub> :	0.72kV r.m.s.					
Rated insulation level:	3kV r.m.s. 50Hz/1min					
Class of insulation (EN/IEC 61869-1, 61869-2):	B					
<b>ENVIRONMENTAL CONDITIONS</b>						
Nominal temperature range:	-25...50°C					
Limit temperature range for storage:	-40...85°C					
Relative humidity:	≤ 85%					
Suitable for tropical climates	yes					
<b>CONNECTION</b>						
Primary winding:	2 screw terminals (max. cable section 6mm <sup>2</sup> , 10mm <sup>2</sup> cable with lag)		Tightening by nut M6		built-in central bar (25x4mm)	built-in central bar (40x4mm)
Secondary winding	2 screw terminals (max. cable section 6mm <sup>2</sup> , 10mm <sup>2</sup> cable with lag)		4 screw terminals (max. cable section 6mm <sup>2</sup> ) + 2 fast-ons (4,8x0,8mm)		double screw M4	
<b>MECHANICAL FEATURES</b>						
Housing material:	self extinguishing polycarbonate					
Protection degree (EN/IEC 60529):	IP40 housing - IP20 terminals				IP20 housing, IP00 terminals (IP20 secondary terminals with sealable terminal cover)	
Mounting:	snap-on 35mm rail, screw type for wall mounting					
Weight:	250 gr	250 gr	300 gr	300 gr	700 gr	2000 gr

### Dimensions



### Wiring diagrams



# Current transformers - MEASURE

## Cable/passing bar single-phase current transformer



TAIBB

TA221

Cat. Nos.

### TAIBB

Passing cable window/bar Ø 21mm - 16,5x12,5mm

Isr 5A	Isr 1A	Primary current (A)	Accuracy class VA		
			cl. 0.5	cl. 1	cl.3
TABB50B400	TABB10B400	40	-	-	1
TABB50B500	TABB10B500	50	-	1	1.5
TABB50B600	TABB10B600	60	-	1	2
TABB50B700	TABB10B700	70	-	1.5	2.5
TABB50B750	TABB10B750	75	-	1.5	2.5
TABB50B800	TABB10B800	80	-	1.5	2.5
TABB50C100	TABB10C100	100	1.5	2.5	3.5
TABB50C120	TABB10C120	120	2	3.5	
TABB50C125	TABB10C125	125	2	3.5	
TABB50C150	TABB10C150	150	3	4	
TABB50C160	TABB10C160	160	3	4	
TABB50C200	TABB10C200	200	4	5.5	
TABB50C250		250	5	6	
TABB50C300		300	6	7.5	

Cat. Nos.

### TA221

Passing cable window/bar Ø 21mm - 20,5x10,5mm

Isr 5A	Isr 1A	Primary current (A)	Accuracy class VA		
			cl. 0.5	cl. 1	cl.3
TA22150B500	TA22110B500	50	-	-	2.5
TA22150B600	TA22110B600	60	-	1.5	3
TA22150B700	TA22110B700	70	-	1.5	4
TA22150B750	TA22110B750	75	-	2	4
TA22150B800	TA22110B800	80	-	3	4
TA22150C100	TA22110C100	100	2.5	4	-
TA22150C120	TA22110C120	120	2.5	4	-
TA22150C125	TA22110C125	125	2.5	4	-
TA22150C150	TA22110C150	150	4	6	-
TA22150C160	TA22110C160	160	4	6	-
TA22150C200	TA22110C200	200	6	8	-
TA22150C250	TA22110C250	250	8	10	-
TA22150C300		300	8	10	-

Cat. Nos.

### Accessories

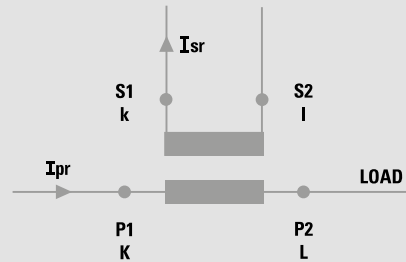
Description

ATACOP12	Accessory sealable terminal cover for TAIBB
ATACOP13	Accessory sealable terminal cover for TA221

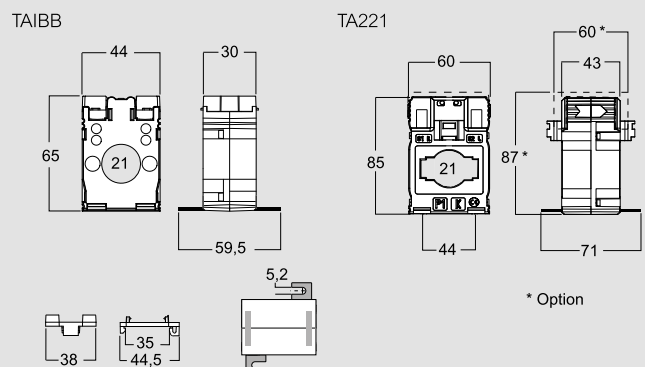
### Technical features

MODEL	TAIBB	TA221
<b>TECHNICAL NOTES</b>	<b>NT516</b>	<b>NT811</b>
<b>SPECIFICATIONS</b>		
Reference specification	EN/IEC 61869-1, 61869-2	
Rated primary current I <sub>pr</sub> :	40...300A (with secondary 5A)	50...300A (with secondary 5A)
	40...200A (with secondary 1A)	50...250A (with secondary 1A)
Rated frequency:	50Hz	
Working frequency:	47...63Hz	
Rated continuous thermal current I <sub>cth</sub> :	100% I <sub>pr</sub>	
Rated short-time thermal current I <sub>th</sub> :	< 60I <sub>pr</sub>	
Rated dynamic current I <sub>dyn</sub> :	2,5I <sub>th</sub>	
Instrument security factor (FS):	≤ 5	
Rated secondary current I <sub>sr</sub> :	5 - 1A (Isr 1A not available with I <sub>pr</sub> 250 and 300A)	
Max. power dissipation	≤ 3W	≤ 4W at I <sub>cth</sub>
Allowed max cable or busbar temperature:	125°C	
<b>INSULATION REQUIREMENTS</b>		
Type	Dry transformer, air insulation	
Highest voltage for equipment U <sub>m</sub> :	0.72kV r.m.s.	
Rated insulation level:	3kV r.m.s. 50Hz/1min	
Class of insulation (EN/IEC 61869-1, 61869-2):	B	
<b>ENVIRONMENTAL CONDITIONS</b>		
Nominal temperature range:	-25...50°C	
Limit temperature range for storage:	-40...85°C	
Relative humidity:	≤ 85%	
Suitable for tropical climates	yes	
<b>CONNECTION</b>		
Primary winding:	passing cable	
Secondary winding	screw terminals, max 2 separated wires 2,5mm <sup>2</sup>	4 screw terminals (max. cable section 6mm <sup>2</sup> )+ 2 fast-ons (4,8x0,8mm)
<b>MECHANICAL FEATURES</b>		
Housing material:	self extinguishing polycarbonate	
Protection degree (EN/IEC 60529):	IP40 housing - IP20 terminals	
Mounting:	snap-on 35mm rail, screw type for wall mounting	
Weight:	180 gr	320 gr

### Wiring diagrams



### Dimensions



# Current transformers - MEASURE

## Cable/passing bar single-phase current transformer



TA327



TA426

Cat. Nos.

### TA327

Passing cable window/bar Ø 27mm - 25.5x15.5mm - 32.5x10.5mm

Isr 5A	Isr 1A	Primary current (A)	Accuracy class VA		
			cl. 0.5	cl. 1	cl.3
TA32750B500	TA32710B500	50	-	-	1.5
TA32750B600	TA32710B600	60	-	-	2.5
TA32750B700	TA32710B700	70	-	1.5	3
TA32750B750	TA32710B750	75	-	1.5	3
TA32750B800	TA32710B800	80	-	2.5	3.5
TA32750C100	TA32710C100	100	2	3	-
TA32750C120	TA32710C120	120	2	3.5	-
TA32750C125	TA32710C125	125	2	3.5	-
TA32750C150	TA32710C150	150	3	4	-
TA32750C160	TA32710C160	160	3	5	-
TA32750C200	TA32710C200	200	4	7	-
TA32750C250	TA32710C250	250	6	8	-
TA32750C300	TA32710C300	300	8	10	-
TA32750C400	TA32710C400	400	10	12	-
TA32750C500	TA32710C500	500	12	15	-
TA32750C600	TA32710C600	600	15	20	-

Cat. Nos.

### TA426

Passing cable window/bar Ø 26mm - 32.5x15.5mm - 40.5x12.5mm

Isr 5A	Isr 1A	Primary current (A)	Accuracy class VA		
			cl. 0.5	cl. 1	cl. 1
TA42650C150	TA42610C150	150A	1.5	3	3
TA42650C160	TA42610C160	160A	1.5	3	3
TA42650C200	TA42610C200	200A	2.5	4	4
TA42650C250	TA42610C250	250A	3	4	4
TA42650C300	TA42610C300	300A	4	6	6
TA42650C400	TA42610C400	400A	6	8	8
TA42650C500	TA42610C500	500A	6	8	8
TA42650C600	TA42610C600	600A	6	8	8
TA42650C700	TA42610C700	700A	8	10	10
TA42650C750	TA42610C750	750A	8	10	10
TA42650C800	TA42610C800	800A	10	12	12

Cat. Nos.

### Accessories

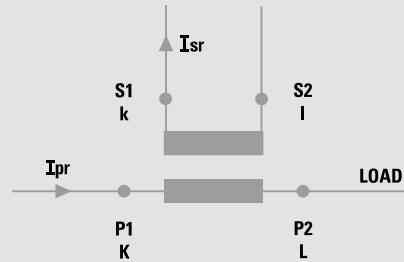
ATACOP13

Description  
Accessory sealable terminal cover

### Technical features

MODEL	TA327	TA426
TECHNICAL NOTES	NT812	NT813
<b>SPECIFICATIONS</b>		
Reference specification	EN/IEC 61869-1, 61869-2	
Rated primary current I <sub>pr</sub> :	50...600A	150...800A
Rated frequency:	50Hz	
Working frequency:	47...63Hz	
Rated continuous thermal current I <sub>cth</sub> :	100% I <sub>pr</sub>	
Rated short-time thermal current I <sub>th</sub> :	< 60I <sub>pr</sub>	
Rated dynamic current I <sub>dyn</sub> :	2,5I <sub>th</sub>	
Instrument security factor (FS):	≤ 5	
Rated secondary current I <sub>sr</sub> :	1-5A	
Max. power dissipation	≤ 7W at I <sub>cth</sub>	≤ 11.5W at I <sub>cth</sub>
Allowed max cable or busbar temperature:	125°C	
<b>INSULATION REQUIREMENTS</b>		
Type	Dry transformer, air insulation	
Highest voltage for equipment U <sub>m</sub> :	0.72kV r.m.s.	
Rated insulation level:	3kV r.m.s. 50Hz/1min	
Class of insulation (EN/IEC 61869-1, 61869-2):	B	
<b>ENVIRONMENTAL CONDITIONS</b>		
Nominal temperature range:	-25...50°C	
Limit temperature range for storage:	-40...85°C	
Relative humidity:	≤ 85%	
Suitable for tropical climates	yes	
<b>CONNECTION</b>		
Primary winding:	passing cable/bus bar primary	
Secondary winding	4 screw terminals (max. cable section 6mm <sup>2</sup> ) + 2 fast-ons (4,8x0,8mm)	
<b>MECHANICAL FEATURES</b>		
Housing material:	self extinguishing polycarbonate	
Protection degree (EN/IEC 60529):	IP40 housing - IP20 terminals	
Mounting:	snap-on 35mm rail, screw type for wall mounting	
Weight:	260 gr	300 gr

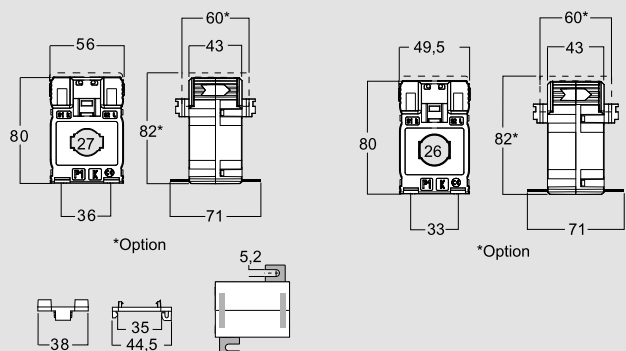
### Wiring diagrams



### Dimensions

TA327

TA426



# Current transformers - MEASURE

## Cable/passing bar single-phase current transformer



TA432



TA540

Cat. Nos.

### TA432

Passing cable window/bar Ø 32mm - 25,5x25,5mm - 32,5x20,5mm - 40,5x10,5mm

Isr 5A	Isr 1A	Primary current (A)	Accuracy class VA		
			cl. 0.5	cl. 1	cl.3
TA43250C100	TA43210C100	100A	-	2	5
TA43250C120	TA43210C120	120A	-	2	5
TA43250C125	TA43210C125	125A	-	2	6
TA43250C150	TA43210C150	150A	1	3	-
TA43250C160	TA43210C160	160A	1.5	3	-
TA43250C200	TA43210C200	200A	3	5	-
TA43250C250	TA43210C250	250A	3	5	-
TA43250C300	TA43210C300	300A	5	8	-
TA43250C400	TA43210C400	400A	8	10	-
TA43250C500	TA43210C500	500A	10	12	-
TA43250C600	TA43210C600	600A	12	15	-
TA43250C700	TA43210C700	700A	10	12	-
TA43250C750	TA43210C750	750A	10	12	-
TA43250C800	TA43210C800	800A	10	12	-
TA43250D100	TA43210D100	1000A	12	15	-

Cat. Nos.

### TA540

Passing cable window/bar Ø 40mm - 40,5x20,5mm - 50,5x12,5mm - 40,5x10,5mm

Isr 5A	Isr 1A	Primary current (A)	Accuracy class VA	
			cl. 0.5	cl. 1
TA54050C300	TA54010C300	300A	2	4
TA54050C400	TA54010C400	400A	4	6
TA54050C500	TA54010C500	500A	4	6
TA54050C600	TA54010C600	600A	6	8
TA54050C700	TA54010C700	700A	8	10
TA54050C750	TA54010C750	750A	8	10
TA54050C800	TA54010C800	800A	8	12
TA54050D100	TA54010D100	1000A	10	12
TA54050D120	TA54010D120	1200A	12	15

Cat. Nos.

### Accessories

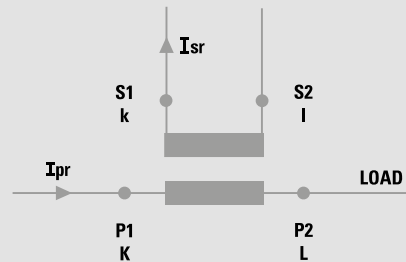
ATACOP13

Description  
Accessory sealable terminal cover

### Technical features

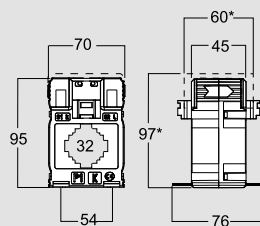
MODEL	TA432	TA540
<b>TECHNICAL NOTES</b>	NT814	NT815
<b>SPECIFICATIONS</b>		
Reference specification	EN/IEC 61869-1, 61869-2	
Rated primary current Ipr:	100...1000A	300...1200A
Rated frequency:	50Hz	
Working frequency:	47...63Hz	
Rated continuous thermal current Icth:	100% Ipr	
Rated short-time thermal current Ith:	< 60Ipr	
Rated dynamic current Idyn :	2,5Ith	
Instrument security factor (FS):	≤ 5	
Rated secondary current Isr :	5 - 1A	
Max. power dissipation	≤ 9W at Icth	≤ 10.5W at Icth
Allowed max cable or busbar temperature:	125°C	
<b>INSULATION REQUIREMENTS</b>		
Type	Dry transformer, air insulation	
Highest voltage for equipment Um:	0.72kV r.m.s.	
Rated insulation level:	3kV r.m.s. 50Hz/1min	
Class of insulation (EN/IEC 61869-1, 61869-2):	B	
<b>ENVIRONMENTAL CONDITIONS</b>		
Nominal temperature range:	-25...50°C	
Limit temperature range for storage:	-40...85°C	
Relative humidity:	≤ 85%	
Suitable for tropical climates	yes	
<b>CONNECTION</b>		
Primary winding:	Passing cable/bus bar primary	
Secondary winding	4 screw terminals (max. cable section 6mm <sup>2</sup> ) + 2 fast-ons (4,8x0,8mm)	
<b>MECHANICAL FEATURES</b>		
Housing material:	self extinguishing polycarbonate	
Protection degree (EN/IEC 60529):	IP40 housing - IP20 terminals	
Mounting:	snap-on 35mm rail, screw type for wall mounting	
Weight:	420 gr	320 gr

### Wiring diagrams



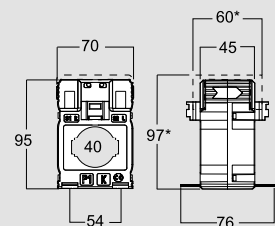
### Dimensions

TA432

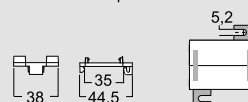


\*Option

TA540



\*Option



# Current transformers - MEASURE

## Cable/passing bar single-phase current transformer



TAC80



TAC110

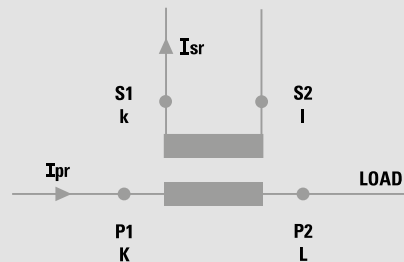
Cat. Nos.		<b>TAC80</b>	
Passing cable window/bar Ø 80mm			
Isr 5A	Primary current (A)	Accuracy class VA	
		cl. 0.5	cl. 1
TA0850C200	200A	1.5	3
TA0850C250	250A	2	4
TA0850C300	300A	2.5	5
TA0850C400	400A	3	5
TA0850C500	500A	3	5
TA0850C600	600A	4	6
TA0850C800	800A	4	6
TA0850D100	1000A	6	8

Cat. Nos.		<b>TAC110</b>	
Passing cable window/bar Ø 110mm			
Isr 5A	Primary current (A)	Accuracy class VA	
		cl. 0.5	cl. 1
TA1150C400	400A	3	5
TA1150C500	500A	3	5
TA1150C600	600A	4	6
TA1150C800	800A	4	6
TA1150D100	1000A	8	10
TA1150D120	1200A	8	10
TA1150D150	1500A	10	12

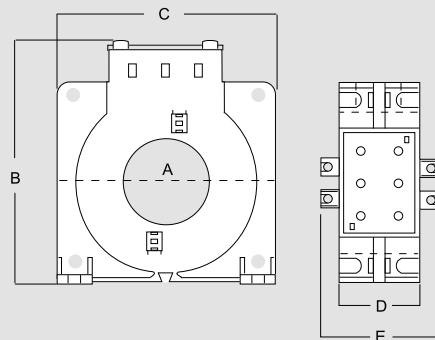
### Technical features

MODEL	TAC80	TAC110
<b>TECHNICAL NOTES</b>	NT712	NT713
<b>SPECIFICATIONS</b>		
Reference specification	EN/IEC 61869-1, 61869-2	
Rated primary current I <sub>pr</sub> :	200...1000A	400...1500A
Rated frequency:	50Hz	
Working frequency:	47...63Hz	
Rated continuous thermal current I <sub>cth</sub> :	100% I <sub>pr</sub>	
Rated short-time thermal current I <sub>th</sub> :	< 60I <sub>pr</sub>	
Rated dynamic current I <sub>dyn</sub> :	2,5I <sub>th</sub>	
Instrument security factor (FS):	≤ 5	
Rated secondary current I <sub>sr</sub> :	5A	
Max. power dissipation	≤ 7.5W at I <sub>cth</sub>	≤ 10.5W at I <sub>cth</sub>
Allowed max cable or busbar temperature:	125°C	
<b>INSULATION REQUIREMENTS</b>		
Type	Dry transformer, air insulation	
Highest voltage for equipment U <sub>m</sub> :	0.72kV r.m.s.	
Rated insulation level:	3kV r.m.s. 50Hz/1min	
Class of insulation (EN/IEC 61869-1, 61869-2):	B	
<b>ENVIRONMENTAL CONDITIONS</b>		
Nominal temperature range:	-25...50°C	
Limit temperature range for storage:	-40...85°C	
Relative humidity:	≤ 85%	
Suitable for tropical climates	yes	
<b>CONNECTION</b>		
Primary winding:	Passing cable	
Secondary winding	2 screw terminals (2x2.5mm <sup>2</sup> )	
<b>MECHANICAL FEATURES</b>		
Housing material:	self extinguishing polycarbonate	
Protection degree (EN/IEC 60529):	IP40 housing - IP20 terminals	
Mounting:	screw type for wall mounting	
Weight:	500 gr	650 gr

### Wiring diagrams



### Dimensions



Dim. (mm)	A	B	C	D	E
TAC80	80	132	125	36	56
TAC110	110	170	165	36	56

# Current transformers - MEASURE

## Cable/passing bar single-phase current transformer



TAS64



TAS81

Cat. Nos.

### TAS64

Passing cable window/bar 51x31mm - 64x11mm

Isr 5A	Isr 1A	Primary current (A)	Accuracy class VA	
			cl. 0.5	cl. 1
TASI50C250	TASI10C250	250A	-	2.5
TASI50C300	TASI10C300	300A	-	3
TASI50C400	TASI10C400	400A	-	4
TASI50C500	TASI10C500	500A	2	4
TASI50C600	TASI10C600	600A	4	6
TASI50C700	TASI10C700	700A	6	8
TASI50C750	TASI10C750	750A	6	8
TASI50C800	TASI10C800	800A	6	8
TASI50D100	TASI10D100	1000A	5	10
TASI50D120	TASI10D120	1200A	10	12
TASI50D125	TASI10D125	1250A	10	12
TASI50D150	TASI10D150	1500A	10	12
TASI50D160	TASI10D160	1600A	10	12

Cat. Nos.

### TAS81

Passing cable window/bar 64x31mm - 81x11mm

Isr 5A	Isr 1A	Primary current (A)	Accuracy class VA	
			cl. 0.5	cl. 1
TASN50C400	TASN10C400	400A	-	2
TASN50C500	TASN10C500	500A	2	4
TASN50C600	TASN10C600	600A	3	5
TASN50C700	TASN10C700	700A	4	6
TASN50C750	TASN10C750	750A	4	6
TASN50C800	TASN10C800	800A	4	6
TASN50D100	TASN10D100	1000A	6	8
TASN50D120	TASN10D120	1200A	8	10
TASN50D125	TASN10D125	1250A	8	10
TASN50D150	TASN10D150	1500A	10	12
TASN50D160	TASN10D160	1600A	10	12
TASN50D200	TASN10D200	2000A	10	12
TASN50D250	TASN10D250	2500A	10	12

Cat. Nos.

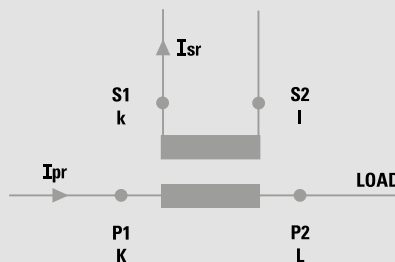
### Accessories

Description
ATACOP03 Accessory sealable terminal cover

### Technical features

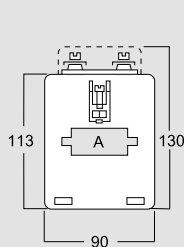
MODEL	TAS64	TAS81
<b>TECHNICAL NOTES</b>	NT569	NT573
<b>SPECIFICATIONS</b>		
Reference specification	EN/IEC 61869-1, 61869-2	
Rated primary current I <sub>pr</sub> :	250...1600A	400...2500A
Rated frequency:	50Hz	
Working frequency:	47...63Hz	
Rated continuous thermal current I <sub>cth</sub> :	100% I <sub>pr</sub>	
Rated short-time thermal current I <sub>th</sub> :	< 60I <sub>pr</sub>	
Rated dynamic current I <sub>dyn</sub> :	2,5I <sub>th</sub>	
Instrument security factor (FS):	≤ 5	
Rated secondary current I <sub>sr</sub> :	5 - 1A	
Max. power dissipation	≤ 16W at I <sub>cth</sub>	≤ 14.5W at I <sub>cth</sub>
Allowed max cable or busbar temperature:	125°C	
<b>INSULATION REQUIREMENTS</b>		
Type	Dry transformer, air insulation	
Highest voltage for equipment U <sub>m</sub> :	0.72kV r.m.s.	
Rated insulation level:	3kV r.m.s. 50Hz/1min	
Class of insulation (EN/IEC 61869-1, 61869-2):	B	
<b>ENVIRONMENTAL CONDITIONS</b>		
Nominal temperature range:	-25...50°C	
Limit temperature range for storage:	-40...85°C	
Relative humidity:	≤ 85%	
Suitable for tropical climates	yes	
<b>CONNECTION</b>		
Primary winding:	Passing bus bar	
Secondary winding	tightening by nut M4	
<b>MECHANICAL FEATURES</b>		
Housing material:	self extinguishing polycarbonate	
Protection degree (EN/IEC 60529):	P40 housing - IP00 terminals (IP20 with sealable terminal cover)	
Weight:	500 gr	470 gr

### Wiring diagrams

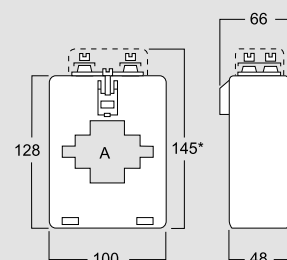


### Dimensions

TAS64



TAS81



# Current transformers - MEASURE

## Cable/passing bar single-phase current transformers



TAS65

TAS84

Cat. Nos.				<b>TAS65</b>		
Bars in VERTICAL		Bars in HORIZONTAL		Primary current (A)	Accuracy class VA	
Isr 5A	Isr 1A	Isr 5A	Isr 1A		cl. 0.5	cl. 1
TASL50C250	TASL10C250	TASL50C2503	TASL10C2503	250A	1	4
TASL50C300	TASL10C300	TASL50C3003	TASL10C3003	300A	1.5	6
TASL50C400	TASL10C400	TASL50C4003	TASL10C4003	400A	4	8
TASL50C500	TASL10C500	TASL50C5003	TASL10C5003	500A	8	10
TASL50C600	TASL10C600	TASL50C6003	TASL10C6003	600A	8	12
TASL50C700	TASL10C700	TASL50C7003	TASL10C7003	700A	10	12
TASL50C750	TASL10C750	TASL50C7503	TASL10C7503	750A	10	15
TASL50C800	TASL10C800	TASL50C8003	TASL10C8003	800A	12	15
TASL50D100	TASL10D100	TASL50D1003	TASL10D1003	1000A	15	20
TASL50D120	TASL10D120	TASL50D1203	TASL10D1203	1200A	15	20
TASL50D125	TASL10D125	TASL50D1253	TASL10D1253	1250A	15	20
TASL50D150	TASL10D150	TASL50D1503	TASL10D1503	1500A	20	25
TASL50D160	TASL10D160	TASL50D1603	TASL10D1603	1600A	20	25
TASL50D200	TASL10D200	TASL50D2003	TASL10D2003	2000A	20	25

Passing cable window/bar 32x65mm and 65x32mm - long side terminals

Cat. Nos.				<b>TAS84</b>		
Bars in VERTICAL		Bars in HORIZONTAL		Primary current (A)	Accuracy class VA	
Isr 5A	Isr 1A	Isr 5A	Isr 1A		cl. 0.5	cl. 1
TASO50C300	TASO10C300	TASO50C3003	TASO10C3003	300A	-	2
TASO50C400	TASO10C400	TASO50C4003	TASO10C4003	400A	3	5
TASO50C500	TASO10C500	TASO50C5003	TASO10C5003	500A	5	7
TASO50C600	TASO10C600	TASO50C6003	TASO10C6003	600A	6	10
TASO50C700	TASO10C700	TASO50C7003	TASO10C7003	700A	6	10
TASO50C750	TASO10C750	TASO50C7503	TASO10C7503	750A	8	12
TASO50C800	TASO10C800	TASO50C8003	TASO10C8003	800A	8	12
TASO50D100	TASO10D100	TASO50D1003	TASO10D1003	1000A	10	15
TASO50D120	TASO10D120	TASO50D1203	TASO10D1203	1200A	12	15
TASO50D125	TASO10D125	TASO50D1253	TASO10D1253	1250A	12	15
TASO50D150	TASO10D150	TASO50D1503	TASO10D1503	1500A	15	20
TASO50D160	TASO10D160	TASO50D1603	TASO10D1603	1600A	15	20
TASO50D200	TASO10D200	TASO50D2003	TASO10D2003	2000A	20	25
TASO50D250	TASO10D250	TASO50D2503	TASO10D2503	2500A	25	30

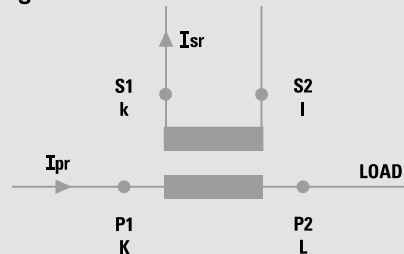
Passing cable window/bar 34x84mm and 84x34mm - long side terminals

Cat. Nos.	Accessories
	Description
ATACOP04	Accessory sealable terminal cover
ATADIS03	profile for 50mm bars (for TAS65)
ATADIS01	profile for 60mm bars (for TAS84)
ATAFIS01	2 metallic feet for wall mounting (for TAS65)

### Technical features

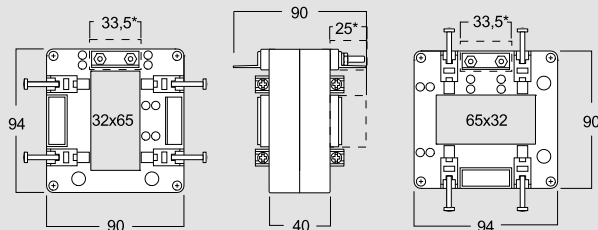
MODEL	TAS65	TAS84
<b>TECHNICAL NOTES</b>	NT518	NT574
<b>SPECIFICATIONS</b>		
Reference specification	EN/IEC 61869-1, 61869-2	
Rated primary current I <sub>pr</sub> :	250...2000A	300...2500A
Rated frequency:	50Hz	
Working frequency:	47...63Hz	
Rated continuous thermal current I <sub>cth</sub> :	100% I <sub>pr</sub>	
Rated short-time thermal current I <sub>th</sub> :	< 60I <sub>pr</sub>	
Rated dynamic current I <sub>dyn</sub> :	2,5I <sub>th</sub>	
Instrument security factor (FS):	≤ 5	
Rated secondary current I <sub>sr</sub> :	5 - 1A	
Max. power dissipation	≤ 20W	≤ 19W
Allowed max cable or busbar temperature:	125°C	
<b>INSULATION REQUIREMENTS</b>		
Type	Dry transformer, air insulation	
Highest voltage for equipment U <sub>m</sub> :	0.72kV r.m.s.	
Rated insulation level:	3kV r.m.s. 50Hz/1min	
Class of insulation (EN/IEC 61869-1, 61869-2):	B	
<b>ENVIRONMENTAL CONDITIONS</b>		
Nominal temperature range:	-25...50°C	
Limit temperature range for storage:	-40...85°C	
Relative humidity:	≤ 85%	
Suitable for tropical climates	yes	
<b>CONNECTION</b>		
Primary winding:	Passing bus bar	
Secondary winding:	tightening by nut M4	
<b>MECHANICAL FEATURES</b>		
Housing material:	self extinguishing polycarbonate	
Protection degree (EN/IEC 60529):	P40 housing - IP00 terminals (IP20 with sealable terminal cover)	
Mounting:	screw type on bar	
Weight:	750 gr	750 gr

### Wiring diagrams

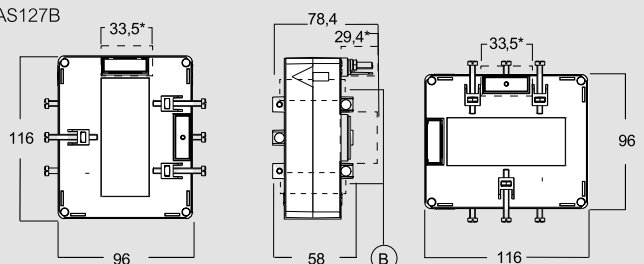


### Dimensions

TAS127



TAS127B



\*OptionB = Spacing device

# Current transformers - MEASURE

## Cable/passing bar single-phase current transformer



TAS102

TAS102B

Cat. Nos.				Primary current (A)	Accuracy class VA	
Bars in VERTICAL		Bars in HORIZONTAL			cl. 0.5	cl. 1
Isr 5A	Isr 1A	Isr 5A	Isr 1A			
TAMP50C800	TAMP10C800	TAMP50C8003	TAMP10C8003	800A	8	10
TAMP50D100	TAMP10D100	TAMP50D1003	TAMP10D1003	1000A	10	12
TAMP50D120	TAMP10D120	TAMP50D1203	TAMP10D1203	1200A	12	15
TAMP50D125	TAMP10D125	TAMP50D1253	TAMP10D1253	1250A	12	15
TAMP50D150	TAMP10D150	TAMP50D1503	TAMP10D1503	1500A	12	15
TAMP50D160	TAMP10D160	TAMP50D1603	TAMP10D1603	1600A	12	15
TAMP50D200	TAMP10D200	TAMP50D2003	TAMP10D2003	2000A	20	25
TAMP50D250	TAMP10D250	TAMP50D2503	TAMP10D2503	2500A	20	25
TAMP50D300	TAMP10D300	TAMP50D3003	TAMP10D3003	3000A	20	25

**TAS102**  
 Passing cable window/bar  
 38x102mm and 102x38mm -  
 long side terminals

Cat. Nos.				Primary current (A)	Accuracy class VA	
Bars in VERTICAL		Bars in HORIZONTAL			cl. 0.5	cl. 1
Isr 5A	Isr 1A	Isr 5A	Isr 1A			
TAMQ50C800	TAMQ10C800	TAMQ50C8003	TAMQ10C8003	800A	10	12
TAMQ50D100	TAMQ10D100	TAMQ50D1003	TAMQ10D1003	1000A	12	15
TAMQ50D120	TAMQ10D120	TAMQ50D1203	TAMQ10D1203	1200A	15	20
TAMQ50D125	TAMQ10D125	TAMQ50D1253	TAMQ10D1253	1250A	15	20
TAMQ50D150	TAMQ10D150	TAMQ50D1503	TAMQ10D1503	1500A	20	25
TAMQ50D160	TAMQ10D160	TAMQ50D1603	TAMQ10D1603	1600A	20	25
TAMQ50D200	TAMQ10D200	TAMQ50D2003	TAMQ10D2003	2000A	20	25
TAMQ50D250	TAMQ10D250	TAMQ50D2503	TAMQ10D2503	2500A	25	30
TAMQ50D300	TAMQ10D300	TAMQ50D3003	TAMQ10D3003	3000A	25	30
TAMQ50D320	TAMQ10D320	TAMQ50D3203	TAMQ10D3203	3200A	25	30
TAMQ50D400	TAMQ10D400	TAMQ50D4003	TAMQ10D4003	4000A	30	40

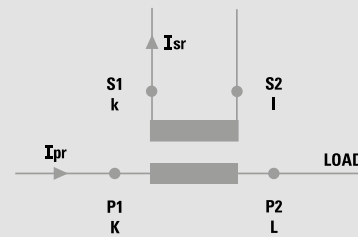
**TAS102B**  
 Passing cable window/bar  
 54x102mm and 102x54mm -  
 long side terminals

Cat. Nos.	Accessories
	Description
ATACOP04	Accessory sealable terminal cover
ATAFIS01	Screw type for wall mounting

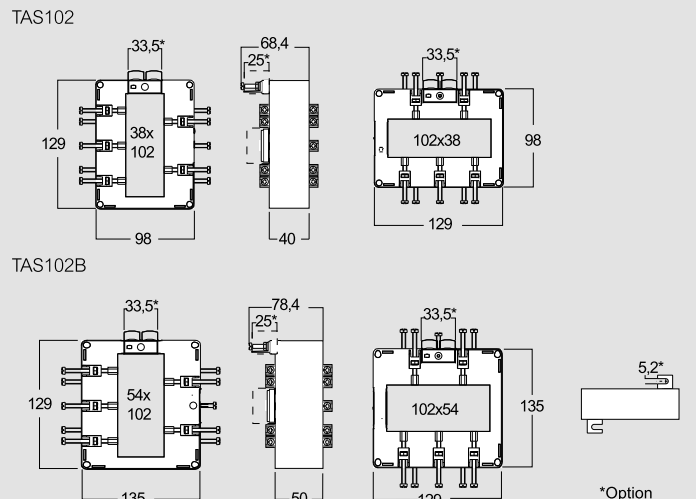
### Technical features

MODEL	TAS102	TAS102B
<b>TECHNICAL NOTES</b>	NT766	NT767
<b>SPECIFICATIONS</b>		
Reference specification	EN/IEC 61869-1, 61869-2	
Rated primary current I <sub>pr</sub> :	800...3000A	800...4000A
Rated frequency:	50Hz	
Working frequency:	47...63Hz	
Rated continuous thermal current I <sub>cth</sub> :	100% I <sub>pr</sub>	
Rated short-time thermal current I <sub>th</sub> :	< 60I <sub>pr</sub>	
Rated dynamic current I <sub>dyn</sub> :	2,5I <sub>th</sub>	
Instrument security factor (FS):	≤ 5	
Rated secondary current I <sub>s</sub> :	5 - 1A	
Max. power dissipation	≤ 25W	≤ 25W
Allowed max cable or busbar temperature:	125°C	
<b>INSULATION REQUIREMENTS</b>		
Type	Dry transformer, air insulation	
Highest voltage for equipment U <sub>m</sub> :	0.72kV r.m.s.	
Rated insulation level:	3kV r.m.s. 50Hz/1min	
Class of insulation (EN/IEC 61869-1, 61869-2):	B	
<b>ENVIRONMENTAL CONDITIONS</b>		
Nominal temperature range:	-25...50°C	
Limit temperature range for storage:	-40...85°C	
Relative humidity:	≤ 85%	
Suitable for tropical climates	yes	
<b>CONNECTION</b>		
Primary winding:	Passing bus bar	
Secondary winding:	tightening by nut M4	
<b>MECHANICAL FEATURES</b>		
Housing material:	self extinguishing polycarbonate	
Protection degree (EN/IEC 60529):	P40 housing - IP00 terminals (IP20 with sealable terminal cover)	
Mounting:	screw type on bar	
Weight:	1000 gr	1200 gr

### Wiring diagrams



### Dimensions



# Current transformers - MEASURE

## Cable/passing bar single-phase current transformer



TAS127

TAS127B

Cat. Nos.				<b>TAS127</b>		
Bars in VERTICAL		Bars in HORIZONTAL		Primary current (A)	Accuracy class VA	
Isr 5A	Isr 1A	Isr 5A	Isr 1A		cl. 0.5	cl. 1
TASR50C400	TASR10C400	TASR50C4003	TASR10C4003	400A	-	3
TASR50C500	TASR10C500	TASR50C5003	TASR10C5003	500A	2	4
TASR50C600	TASR10C600	TASR50C6003	TASR10C6003	600A	4	6
TASR50C700	TASR10C700	TASR50C7003	TASR10C7003	700A	4	8
TASR50C750	TASR10C750	TASR50C7503	TASR10C7503	750A	4	8
TASR50C800	TASR10C800	TASR50C8003	TASR10C8003	800A	4	8
TASR50D100	TASR10D100	TASR50D1003	TASR10D1003	1000A	6	10
TASR50D120	TASR10D120	TASR50D1203	TASR10D1203	1200A	8	12
TASR50D125	TASR10D125	TASR50D1253	TASR10D1253	1250A	8	12
TASR50D150	TASR10D150	TASR50D1503	TASR10D1503	1500A	10	15
TASR50D160	TASR10D160	TASR50D1603	TASR10D1603	1600A	10	15
TASR50D200	TASR10D200	TASR50D2003	TASR10D2003	2000A	15	20
TASR50D250	TASR10D250	TASR50D2503	TASR10D2503	2500A	20	25
TASR50D300	TASR10D300	TASR50D3003	TASR10D3003	3000A	25	30
TASR50D320	TASR10D320	TASR50D3203	TASR10D3203	3200A	25	30
TASR50D400	TASR10D400	TASR50D4003	TASR10D4003	4000A	25	30

Passing cable window/bar 38x127mm and 127x38mm - long side terminals

Cat. Nos.				<b>TAS127B</b>		
Bars in VERTICAL		Bars in HORIZONTAL		Primary current (A)	Accuracy class VA	
Isr 5A	Isr 1A	Isr 5A	Isr 1A		cl. 0.5	cl. 1
TASS50C4003	TASS10C4003	TASS50C4003	TASS10C4003	400A	1	7
TASS50C5003	TASS10C5003	TASS50C5003	TASS10C5003	500A	3	10
TASS50C6003	TASS10C6003	TASS50C6003	TASS10C6003	600A	5	12
TASS50C7003	TASS10C7003	TASS50C7003	TASS10C7003	700A	8	15
TASS50C7503	TASS10C7503	TASS50C7503	TASS10C7503	750A	10	15
TASS50C8003	TASS10C8003	TASS50C8003	TASS10C8003	800A	10	15
TASS50D1003	TASS10D1003	TASS50D1003	TASS10D1003	1000A	12	20
TASS50D1203	TASS10D1203	TASS50D1203	TASS10D1203	1200A	15	25
TASS50D1253	TASS10D1253	TASS50D1253	TASS10D1253	1250A	15	25
TASS50D1503	TASS10D1503	TASS50D1503	TASS10D1503	1500A	20	30
TASS50D1603	TASS10D1603	TASS50D1603	TASS10D1603	1600A	20	30
TASS50D2003	TASS10D2003	TASS50D2003	TASS10D2003	2000A	25	30
TASS50D2503	TASS10D2503	TASS50D2503	TASS10D2503	2500A	30	50
TASS50D3003	TASS10D3003	TASS50D3003	TASS10D3003	3000A	30	50
TASS50D3203	TASS10D3203	TASS50D3203	TASS10D3203	3200A	30	50
TASS50D4003	TASS10D4003	TASS50D4003	TASS10D4003	4000A	30	50

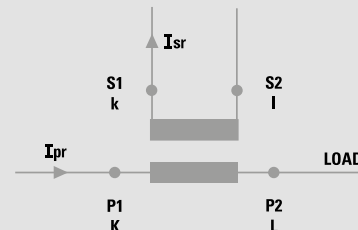
Passing cable window/bar 54x127mm and 127x54mm - long side terminals

Cat. Nos.	Accessories
	Description
ATACOP04	Accessory sealable terminal cover
ATADIS02	Spacing device for bars of 100 mm
ATAFIS01	Screw type for wall mounting

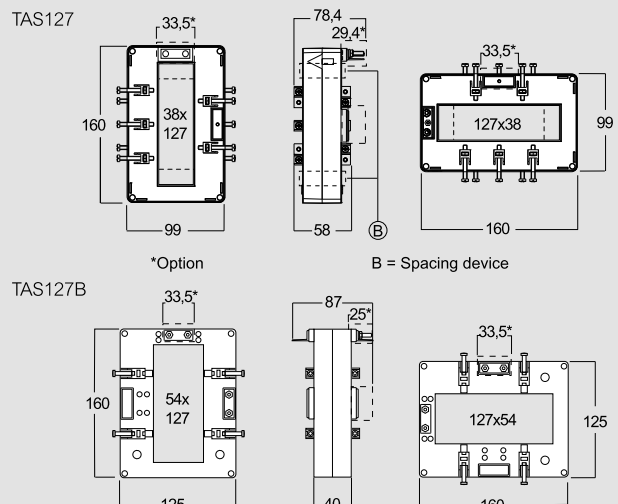
### Technical features

MODEL	TAS127	TAS127B
<b>TECHNICAL NOTES</b>	NT522	NT523
<b>SPECIFICATIONS</b>		
Reference specification	EN/IEC 61869-1, 61869-2	
Rated primary current I <sub>pr</sub> :	400...4000A	800...4000A
Rated frequency:	50Hz	
Working frequency:	47...63Hz	
Rated continuous thermal current I <sub>cth</sub> :	100% I <sub>pr</sub>	
Rated short-time thermal current I <sub>th</sub> :	< 60I <sub>pr</sub>	
Rated dynamic current I <sub>dyn</sub> :	2,5I <sub>th</sub>	
Instrument security factor (FS):	≤ 5	
Rated secondary current I <sub>s</sub> :	5 - 1A	
Max. power dissipation	≤ 23W	≤ 23W
Allowed max cable or busbar temperature:	125°C	
<b>INSULATION REQUIREMENTS</b>		
Type	Dry transformer, air insulation	
Highest voltage for equipment U <sub>m</sub> :	0.72kV r.m.s.	
Rated insulation level:	3kV r.m.s. 50Hz/1min	
Class of insulation (EN/IEC 61869-1, 61869-2):	B	
<b>ENVIRONMENTAL CONDITIONS</b>		
Nominal temperature range:	-25...50°C	
Limit temperature range for storage:	-40...85°C	
Relative humidity:	≤ 85%	
Suitable for tropical climates	yes	
<b>CONNECTION</b>		
Primary winding:	Passing bus bar	
Secondary winding:	tightening by nut M4	
<b>MECHANICAL FEATURES</b>		
Housing material:	self extinguishing polycarbonate	
Protection degree (EN/IEC 60529):	P40 housing - IP00 terminals (IP20 with sealable terminal cover)	
Mounting:	screw type on bar	
Weight:	1500 gr	1300 gr

### Wiring diagrams



### Dimensions



# Current transformers - MEASURE

## Cable/passing bar single-phase current transformer



TAU9



TAU10



TAU11



TAU12



TAU13

Cat. Nos.	
Isr 5A	Isr 1A
TAUB50D150	TAUB10D150
TAUB50D200	TAUB10D200
TAUB50D250	TAUB10D250
TAUB50D300	TAUB10D300
TAUB50D400	TAUB10D400
TAUB50D500	TAUB10D500

### TAU9

Passing cable window/bar 55x165mm

Primary current (A)	Accuracy class VA cl. 0.5
1500A	20
2000A	30
2500A	40
3000A	40
4000A	50
5000A	60

Cat. Nos.	
Isr 5A	Isr 1A
TAUE50D250	TAUE10D250
TAUE50D300	TAUE10D300
TAUE50D400	TAUE10D400
TAUE50D500	TAUE10D500
TAUE50D600	TAUE10D600
TAUE50D800	TAUE10D800

### TAU12

Passing cable window/bar 55x225mm

Primary current (A)	Accuracy class VA cl. 0.5
2500A	40
3000A	40
4000A	50
5000A	60
6000A	70
8000A	70

Cat. Nos.	
Isr 5A	Isr 1A
TAUC50D150	TAUC10D150
TAUC50D200	TAUC10D200
TAUC50D250	TAUC10D250
TAUC50D300	TAUC10D300
TAUC50D400	TAUC10D400
TAUC50D500	TAUC10D500
TAUC50D600	TAUC10D600

### TAU10

Passing cable window/bar 120x125mm

Primary current (A)	Accuracy class VA cl. 0.5
1500A	20
2000A	30
2500A	40
3000A	40
4000A	50
5000A	60
6000A	70

Cat. Nos.	
Isr 5A	Isr 1A
TAUF50D250	TAUF10D250
TAUF50D300	TAUF10D300
TAUF50D400	TAUF10D400
TAUF50D500	TAUF10D500
TAUF50D600	TAUF10D600
TAUF50D800	TAUF10D800

### TAU13

Passing cable window/bar 120x225mm

Primary current (A)	Accuracy class VA cl. 0.5
2500A	40
3000A	40
4000A	50
5000A	60
6000A	70
8000A	70

Cat. Nos.	
Isr 5A	Isr 1A
TAUD50D150	TAUD10D150
TAUD50D200	TAUD10D200
TAUD50D250	TAUD10D250
TAUD50D300	TAUD10D300
TAUD50D400	TAUD10D400
TAUD50D500	TAUD10D500
TAUD50D600	TAUD10D600
TAUD50D800	TAUD10D800

### TAU11

Passing cable window/bar 120x165mm

Primary current (A)	Accuracy class VA cl. 0.5
1500A	20
2000A	30
2500A	40
3000A	40
4000A	50
5000A	60
6000A	70
8000A	70

Cat. Nos.
ATACOP05

### Accessories

Description
Accessory sealable terminal cover

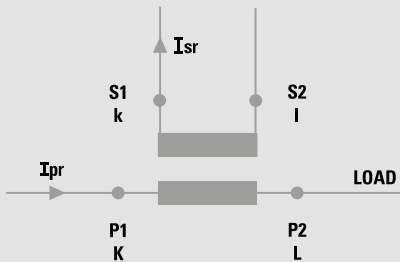
# Current transformers - MEASURE

## Cable/passing bar single-phase current transformer

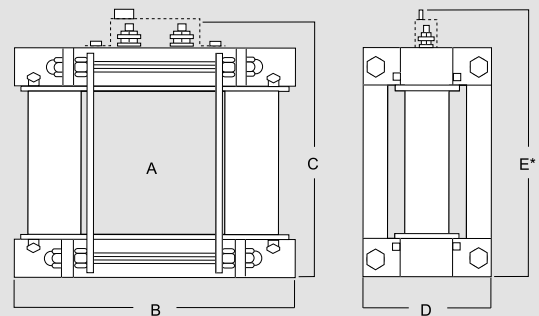
### Technical features

MODEL	TAU9	TAU10	TAU11	TAU12	TAU13
<b>TECHNICAL NOTES</b>	NT520	NT717	NT719	NT819	NT820
<b>SPECIFICATIONS</b>					
Reference specification	EN/IEC 61869-1, 61869-2				
Rated primary current I <sub>pr</sub> :	1500...5000A	1500...6000A	1500...8000A	2500...8000A	2500...8000A
Rated frequency:	50Hz				
Working frequency:	47...63Hz				
Rated continuous thermal current I <sub>cth</sub> :	100% I <sub>pr</sub>				
Rated short-time thermal current I <sub>th</sub> :	< 60I <sub>pr</sub>				
Rated dynamic current I <sub>dyn</sub> :	2,5I <sub>th</sub>				
Instrument security factor (FS):	≤ 5				
Rated secondary current I <sub>sr</sub> :	5 - 1A				
Max. power dissipation	≤ 43W	≤ 43W	≤ 81W	≤ 75W	≤ 70W
Allowed max cable or busbar temperature:	125°C				
<b>INSULATION REQUIREMENTS</b>					
Type	Dry transformer, air insulation				
Highest voltage for equipment U <sub>m</sub> :	0.72kV r.m.s.				
Rated insulation level:	3kV r.m.s. 50Hz/1min				
Class of insulation (EN/IEC 61869-1, 61869-2):	B				
<b>ENVIRONMENTAL CONDITIONS</b>					
Nominal temperature range:	-25...50°C				
Limit temperature range for storage:	-40...85°C				
Relative humidity:	≤ 85%				
Suitable for tropical climates	yes				
<b>CONNECTION</b>					
Primary winding:	Passing bus bar				
Secondary winding	tightening by nut M5				
<b>MECHANICAL FEATURES</b>					
Housing material:	self extinguishing polycarbonate				
Protection degree (EN/IEC 60529):	IP20 housing, IP00 terminals (IP20 with sealable terminal cover)				
Mounting:	screw type on bar				
Weight:	5000 gr	5700 gr	6700 gr	5000 gr	5000 gr

### Wiring diagrams



### Dimensions



\* option

Dim. (mm)	A	B	C	D	E
TAU9	55x165	177	261	110	273.5
TAU10	120x125	257	221	110	233.5
TAU11	120x165	257	261	110	273.5
TAU12	55x225	177	321	110	333.5
TAU13	120x225	257	321	110	333.5

# Current transformers - MEASURE

## Current summation transformer



BAS02



BAS03

Cat. Nos.		<b>BSA02</b>	
2 single-phase input current summation transformer It effects the vectorial sum of the currents of many lines in just one voltage system. It is essential when the main C.T. ratios are not the same Primary winding			
Isr 5A	Isr 1A	Primary current (A)	Accuracy class VA
TAEA5025		5+5A	cl. 0.5   cl. 1
	TAEA1021	1+1A	10   15

Cat. Nos.		<b>BSA03</b>	
3 single-phase input current summation transformer			
Isr 5A	Isr 1A	Primary current (A)	Accuracy class VA
TAEA5035		5+5+5A	10   15
	TAEA1031	1+1+1A	10   15

Cat. Nos.		<b>Accessories</b>	
Description			
ATACOP11		Accessory sealable terminal cover	



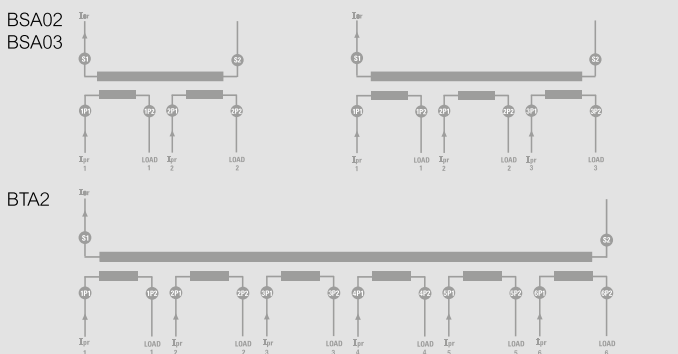
BTA2

Cat. Nos.		<b>BTA2</b>	
From 2 to 6 single-phase input current summation transformer It effects the vectorial sum of the currents of many lines in just one voltage system. It is essential when the main C.T. ratios are not the same Primary currents 1...5A Accuracy: class 0,5 Rated burden: 40VA (2...4 input) - 15VA (5...6 input)			
Isr 5A	Isr 1A	Primary current (A)	Accuracy class VA
TAEB5025		5+5A	cl. 0.5   40
TAEB5035		5+5+5A	40
TAEB5045		5+5+5+5A	40
TAEB5055		5+5+5+5+5A	15
TAEB5065		5+5+5+5+5+5A	15
	TAEB1021	1+1A	40
	TAEB1031	1+1+1A	40
	TAEB1041	1+1+1+1A	40
	TAEB1051	1+1+1+1+1A	15
	TAEB1061	1+1+1+1+1+1A	15

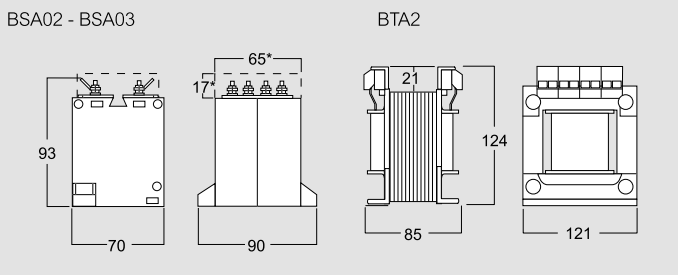
### Technical features

MODEL	BSA02 - BSA03	BTA2
<b>TECHNICAL NOTES</b>	NT731	NT732
<b>SPECIFICATIONS</b>		
Reference specification	EN/IEC 61869-1, 61869-2	
Rated primary current I <sub>pr</sub> :	1...5A	1...5A
Rated frequency:	50Hz	
Working frequency:	47...63Hz	
Input number:	2 (BSA02) or 3 (BS03)	2-3
Rated continuous thermal current I <sub>cth</sub> :	100% I <sub>pr</sub>	
Rated short-time thermal current I <sub>th</sub> :	< 60I <sub>pr</sub> (max.90kA/1s)	
Rated dynamic current I <sub>dyn</sub> :	2,5I <sub>th</sub>	
Instrument security factor (FS):	≤ 15	
Rated secondary current I <sub>sr</sub> :	1-5A	
Allowed max cable or busbar temperature:	125°C	
<b>INSULATION REQUIREMENTS</b>		
Type	Dry transformer, air insulation	
Highest voltage for equipment U <sub>m</sub> :	0.72kV r.m.s.	
Rated insulation level:	3kV r.m.s. 50Hz/1min between primary and secondary terminals, 500V r.m.s. 50Hz/1min between primary sections	
Class of insulation (EN/IEC 61869-1, 61869-2):	B	
<b>ENVIRONMENTAL CONDITIONS</b>		
Nominal temperature range:	-25...50°C	
Limit temperature range for storage:	-40...85°C	
Relative humidity:	≤ 85%	
Suitable for tropical climates	yes	
<b>CONNECTION</b>		
Primary winding:	tightening by nut M4	
Secondary winding	tightening by nut M4	
<b>MECHANICAL FEATURES</b>		
Housing material:	self extinguishing polycarbonate	metal
Protection degree (EN/IEC 60529):	P40 housing - IP00 terminals (IP20 with sealable terminal cover)	self extinguishing polycarbonate
Mounting:	top hat TH35-15 (EN/IEC 60715)	screw type for wall mounting
Weight:	320 gr	4000 gr

### Wiring diagrams



### Dimensions



# Current transformers - ACCURACY

## Winding primary single-phase current transformer



TAQ6L



TAQ6M



TAQ10

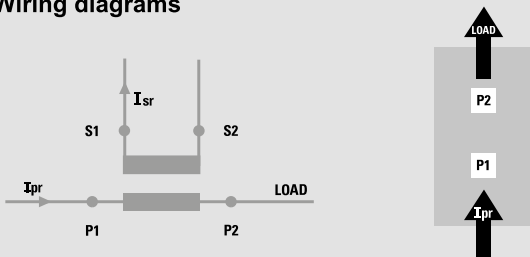
Cat. Nos.		TAQ6M	
Isr 5A	Isr 1A	Primary current (A)	Accuracy class VA
			cl. 0.2   cl. 0.5s
TAQ6M50A500S	TAQ6M10A500S	5A	3   5
TAQ6M50B100S	TAQ6M10B100S	10A	3   5
TAQ6M50B150S	TAQ6M10B150S	15A	3   5
TAQ6M50B200S	TAQ6M10B200S	20A	3   5
TAQ6M50B250S	TAQ6M10B250S	25A	3   5
TAQ6M50B300S	TAQ6M10B300S	30A	3   5
TAQ6M50B400S	TAQ6M10B400S	40A	3   5

Cat. Nos.		TAQ6L	
Isr 5A	Isr 1A	Primary current (A)	Accuracy class VA
			cl. 0.2   cl. 0.5s
TAQ6L50B500S	TAQ6L10B500S	50A	3   5
TAQ6L50B600S	TAQ6L10B600S	60A	3   5
TAQ6L50B750S	TAQ6L10B750S	75A	3   5
TAQ6L50B800S	TAQ6L10B800S	80A	3   5

Cat. Nos.		TAQ10	
Isr 5A	Isr 1A	Primary current (A)	Accuracy class VA
			cl. 0.2   cl. 0.5s
TAQC50A500S	TAQC10A500S	5A	5   10
TAQC50B100S	TAQC10B100S	10A	5   10
TAQC50B150S	TAQC10B150S	15A	5   10
TAQC50B200S	TAQC10B200S	20A	5   10
TAQC50B250S	TAQC10B250S	25A	5   10
TAQC50B300S	TAQC10B300S	30A	5   10
TAQC50B400S	TAQC10B400S	40A	5   10
TAQC50B500S	TAQC10B500S	50A	5   10
TAQC50B600S	TAQC10B600S	60A	5   10
TAQC50B700S	TAQC10B700S	70A	5   10
TAQC50B750S	TAQC10B750S	75A	5   10
TAQC50B800S	TAQC10B800S	80A	5   10
TAQC50C100S	TAQC10C100S	100A	5   10
TAQC50C120S	TAQC10C120S	120A	5   10
TAQC50C150S	TAQC10C150S	150A	5   10

Cat. Nos.		Accessories	
		Description	
	ATACOP03	Accessory sealable terminal cover for TAQ10	

### Wiring diagrams



### Technical features

MODEL	TAQ6M	TAQ6L	TAQ10
TECHNICAL NOTES	NT885	NT886	NT826
<b>SPECIFICATIONS</b>			
Reference specification		EN/IEC 61869-1, 61869-2	
Rated primary current I <sub>pr</sub> :	5...40A	50...80A	5...300A
Rated frequency:	50Hz		
Working frequency:	47...63Hz		
Rated continuous thermal current I <sub>cth</sub> :	100% I <sub>pr</sub>		
Rated short-time thermal current I <sub>th</sub> :	< 60I <sub>pr</sub>		
Rated dynamic current I <sub>dyn</sub> :	2,5I <sub>th</sub>		
Instrument security factor (FS):	≤ 5		
Rated secondary current I <sub>s</sub> :	5 - 1A		
Max. power dissipation	≤ 4.3W	≤ 4.3W	≤ 2.5W
Allowed max cable or busbar temp.:	125°C		

### INSULATION REQUIREMENTS

Type	Dry transformer, air insulation		
Highest voltage for equipment U <sub>m</sub> :	0.72kV r.m.s.		
Rated insulation level:	3kV r.m.s. 50Hz/1min		
Class of insulation (EN/IEC 61869-1, 61869-2):	B		
<b>ENVIRONMENTAL CONDITIONS</b>			
Nominal temperature range:	-25...50°C		
Limit temperature range for storage:	-40...85°C		
Relative humidity:	≤ 85%		
Suitable for tropical climates	yes		

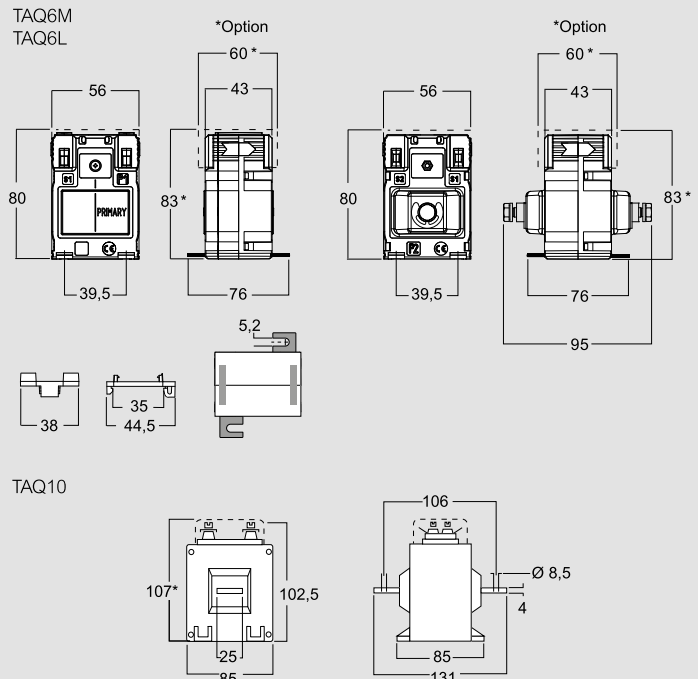
### CONNECTION

Primary winding:	2 screw terminals (max. cable section 6mm <sup>2</sup> , 10mm <sup>2</sup> cable with lag)	Tightening by nut M6	built-in central bar (25x4mm)
Secondary winding	2 screw terminals (max. cable section 6mm <sup>2</sup> , 10mm <sup>2</sup> cable with lag)	4 screw terminals (max. cable section 6mm <sup>2</sup> ) + 2 fast-ons (4,8x0,8mm)	double screw M4

### MECHANICAL FEATURES

Housing material:	self extinguishing polycarbonate		
Protection degree (EN/IEC 60529):	IP40 housing - IP20 terminals	IP20 housing, IP00 terminals	
Mounting:	snap-on 35mm rail, screw type for wall mounting		
Weight:	250 gr	300 gr	700 gr

### Dimensions



# Current transformers - ACCURACY

## Cable/passing bar single-phase current transformer



TA327



TA432

Cat. Nos.

### TA327

Passing cable window/bar Ø 27mm - 25,5x15,5mm - 32,5x10,5mm

Isr 5A	Isr 1A	Primary current (A)	Accuracy class VA		
			cl. 0.2s	cl. 0.2	cl. 0.5s
TA32750C150S	TA32710C150S	150	1	1.5	2
TA32750C160S	TA32710C160S	160	1	1.5	2
TA32750C200S	TA32710C200S	200	2	2.5	3
TA32750C250S	TA32710C250S	250	2	2.5	3
TA32750C300S	TA32710C300S	300	2.5	4	5
TA32750C400S	TA32710C400S	400	4	5	8
TA32750C500S	TA32710C500S	500	6	7	10
TA32750C600S	TA32710C600S	600	8	10	15

Cat. Nos.

### TA432

Passing cable window/bar Ø 32mm - 25,5x25,5mm - 32,5x20,5mm - 40,5x10,5mm

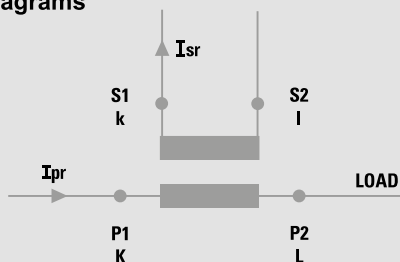
Isr 5A	Isr 1A	Primary current (A)	Accuracy class VA		
			cl. 0.2s	cl. 0.2	cl. 0.5s
TA43250C200S	TA43210C200S	200A	1	1.5	2.5
TA43250C250S	TA43210C250S	250A	1	1.5	2.5
TA43250C300S	TA43210C300S	300A	1.5	2	3
TA43250C400S	TA43210C400S	400A	1.5	3	4
TA43250C500S	TA43210C500S	500A	2.5	5	5
TA43250C600S	TA43210C600S	600A	3	6	7
TA43250C700S	TA43210C700S	700A	4	7	7
TA43250C750S	TA43210C750S	750A	4	7	8
TA43250C800S	TA43210C800S	800A	5	8	10
TA43250D100S	TA43210D100S	1000A	6	10	12

Cat. Nos.

### Accessories

Cat. Nos.	Description
ATACOP13	Accessory sealable terminal cover

### Wiring diagrams

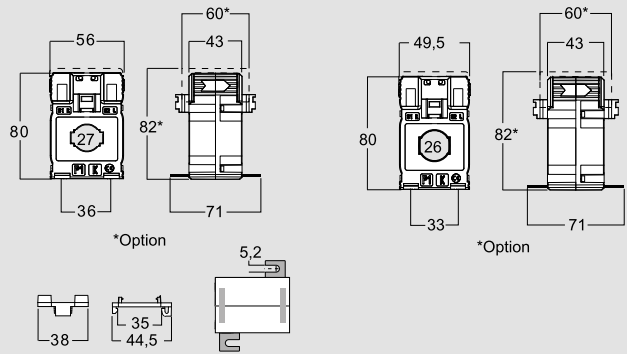


### Technical features

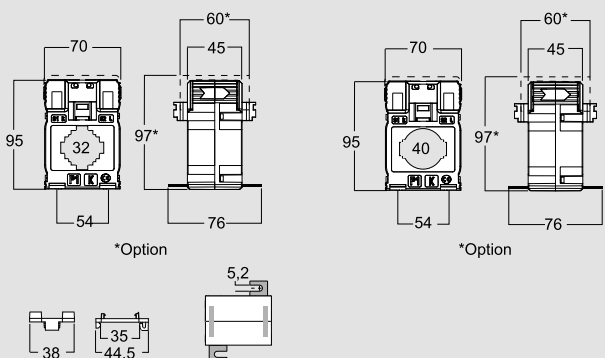
MODEL	TA327	TA432
<b>TECHNICAL NOTES</b>	<b>NT812</b>	<b>NT830</b>
<b>SPECIFICATIONS</b>		
Reference specification	EN/IEC 61869-1, 61869-2	
Rated primary current Ipr:	150...600A	200...1000A
Rated frequency:	50Hz	
Working frequency:	47...63Hz	
Rated continuous thermal current Icth:	100% Ipr	
Rated short-time thermal current Ith:	< 60Ipr	
Rated dynamic current Idyn :	2,5Ith	
Instrument security factor (FS):	≤ 5	
Rated secondary current Isr :	5 - 1A	
Max. power dissipation	≤ 7W at Icth	≤ 9W at Icth
Allowed max cable or busbar temperature:	125°C	
<b>INSULATION REQUIREMENTS</b>		
Type	Dry transformer, air insulation	
Highest voltage for equipment Um:	0.72kV r.m.s.	
Rated insulation level:	3kV r.m.s. 50Hz/1min	
Class of insulation (EN/IEC 61869-1, 61869-2):	B	
<b>ENVIRONMENTAL CONDITIONS</b>		
Nominal temperature range:	-25...50°C	
Limit temperature range for storage:	-40...85°C	
Relative humidity:	≤ 85%	
Suitable for tropical climates	yes	
<b>CONNECTION</b>		
Primary winding:	passing cable/bus bar primary	
Secondary winding	4 screw terminals (max. cable section 6mm <sup>2</sup> )+ 2 fast-ons (4,8x0,8mm)	
<b>MECHANICAL FEATURES</b>		
Housing material:	self extinguishing polycarbonate	
Protection degree (EN/IEC 60529):	IP40 housing - IP20 terminals	
Mounting:	snap-on 35mm rail, screw type for wall mounting	
Weight:	260 gr	420 gr

### Dimensions

TA327



TA432



# Current transformers - ACCURACY

## Cable/passing bar single-phase current transformer



TAS65

TAS84

Cat. Nos.				<b>TAS65</b>			
Bars in VERTICAL		Bars in HORIZONTAL		Primary current (A)	Accuracy class VA		
Isr 5A	Isr 1A	Isr 5A	Isr 1A		cl. 0.2s	cl. 0.2	cl. 0.5s
TASL50C600S	TASL10C600S	TASL50C6003S	TASL10C6003S	600A	1	3	5
TASL50C700S	TASL10C700S	TASL50C7003S	TASL10C7003S	700A	1.5	4	7.5
TASL50C750S	TASL10C750S	TASL50C7503S	TASL10C7503S	750A	2	5	7.5
TASL50C800S	TASL10C800S	TASL50C8003S	TASL10C8003S	800A	2.5	7.5	10
TASL50D100S	TASL10D100S	TASL50D1003S	TASL10D1003S	1000A	10	12	15
TASL50D120S	TASL10D120S	TASL50D1203S	TASL10D1203S	1200A	12	15	20
TASL50D125S	TASL10D125S	TASL50D1253S	TASL10D1253S	1250A	12	15	20
TASL50D150S	TASL10D150S	TASL50D1503S	TASL10D1503S	1500A	12	15	20
TASL50D160S	TASL10D160S	TASL50D1603S	TASL10D1603S	1600A	12	15	20
TASL50D200S	TASL10D200S	TASL50D2003S	TASL10D2003S	2000A	12	15	20

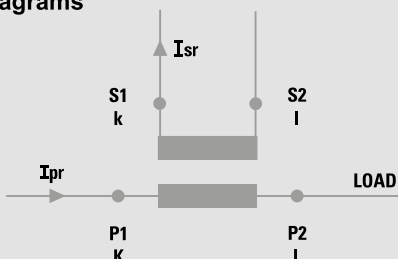
Passing cable window/bar 32x65mm and 65x32mm - long side terminals

Cat. Nos.				<b>TAS84</b>			
Bars in VERTICAL		Bars in HORIZONTAL		Primary current (A)	Accuracy class VA		
Isr 5A	Isr 1A	Isr 5A	Isr 1A		cl. 0.2s	cl. 0.2	cl. 0.5s
TASO50C800S	TASO10C800S	TASO50C8003S	TASO10C8003S	800A	4	6	7
TASO50D100S	TASO10D100S	TASO50D1003S	TASO10D1003S	1000A	6	7	8
TASO50D120S	TASO10D120S	TASO50D1203S	TASO10D1203S	1200A	10	12	14
TASO50D125S	TASO10D125S	TASO50D1253S	TASO10D1253S	1250A	10	12	14
TASO50D150S	TASO10D150S	TASO50D1503S	TASO10D1503S	1500A	15	17.5	20
TASO50D160S	TASO10D160S	TASO50D1603S	TASO10D1603S	1600A	15	17.5	20
TASO50D200S	TASO10D200S	TASO50D2003S	TASO10D2003S	2000A	15	20	25
TASO50D250S	TASO10D250S	TASO50D2503S	TASO10D2503S	2500A	20	25	30

Passing cable window/bar 34x84mm and 84x34mm - long side terminals

Cat. Nos.	<b>Accessories</b>
	Description
ATACOP04	Accessory sealable terminal cover
ATADIS01	Spacing device for bars of 60 mm (for TAS84)
ATADIS03	Spacing device for bars of 50 mm (for TAS65)
ATAFIS01	2 metallic feet for wall mounting (for TAS65)

### Wiring diagrams

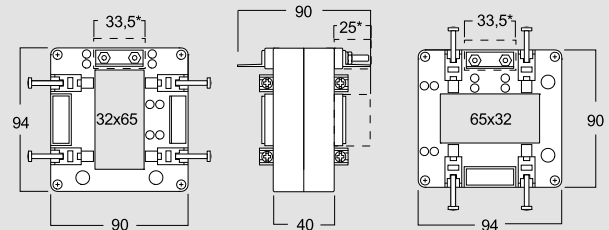


### Technical features

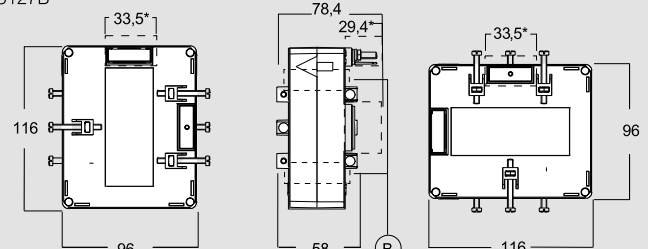
MODEL	TAS65	TAS84
<b>TECHNICAL NOTES</b>	NT831	NT832
<b>SPECIFICATIONS</b>		
Reference specification	EN/IEC 61869-1, 61869-2	
Rated primary current Ipr:	600...2000A	800...2500A
Rated frequency:	50Hz	
Working frequency:	47...63Hz	
Rated continuous thermal current Icth:	100% Ipr	
Rated short-time thermal current Ith:	< 60Ipr	
Rated dynamic current Idyn :	2,5Ith	
Instrument security factor (FS):	≤ 5	
Rated secondary current Isr :	5 - 1A	
Max. power dissipation	≤ 20W	≤ 19W
Allowed max cable or busbar temperature:	125°C	
<b>INSULATION REQUIREMENTS</b>		
Type	Dry transformer, air insulation	
Highest voltage for equipment Um:	0.72kV r.m.s.	
Rated insulation level:	3kV r.m.s. 50Hz/1min	
Class of insulation (EN/IEC 61869-1, 61869-2):	B	
<b>ENVIRONMENTAL CONDITIONS</b>		
Nominal temperature range:	-25...50°C	
Limit temperature range for storage:	-40...85°C	
Relative humidity:	≤ 85%	
Suitable for tropical climates	yes	
<b>CONNECTION</b>		
Primary winding:	Passing bus bar	
Secondary winding	tightening by nut M4	
<b>MECHANICAL FEATURES</b>		
Housing material:	self extinguishing polycarbonate	
Protection degree (EN/IEC 60529):	P40 housing - IP00 terminals (IP20 with sealable terminal cover)	
Mounting:	screw type on bar	
Weight:	750 gr	750 gr

### Dimensions

TAS127




TAS127B



\*Option B = Spacing device

# Current transformers - ACCURACY

## Cable/passing bar single-phase current transformer



TAS102

Cat. Nos.

### TAS102

**FIXING ON VERTICAL BARS**  
Single-phase current transformer  
Passing cable window/bar 38x102mm and  
102x38mm - long side terminals

Isr 5A	Isr 1A	Primary current (A)	Accuracy class VA		
			cl. 0.2s	cl. 0.2	cl. 0.5s
TAMP50D100S	TAMP10D100S	1000A	5	7.5	10
TAMP50D120S	TAMP10D120S	1200A	5	7.5	10
TAMP50D125S	TAMP10D125S	1250A	5	7.5	10
TAMP50D150S	TAMP10D150S	1500A	7.5	10	15
TAMP50D160S	TAMP10D160S	1600A	7.5	10	15
TAMP50D200S	TAMP10D200S	2000A	10	15	20
TAMP50D250S	TAMP10D250S	2500A	15	20	25
TAMP50D300S	TAMP10D300S	3000A	20	25	30

Cat. Nos.

### TAS102

**FIXING ON HORIZONTAL BARS**  
(terminals on long side)  
Single-phase current transformer  
Passing cable window/bar 38x102mm and  
102x38mm - long side terminals

Isr 5A	Isr 1A	Primary current (A)	Accuracy class VA		
			cl. 0.2s	cl. 0.2	cl. 0.5s
TAMP50D1003S	TAMP10D1003S	1000A	5	7.5	10
TAMP50D1203S	TAMP10D1203S	1200A	5	7.5	10
TAMP50D1253S	TAMP10D1253S	1250A	5	7.5	10
TAMP50D1503S	TAMP10D1503S	1500A	7.5	10	15
TAMP50D1603S	TAMP10D1603S	1600A	7.5	10	15
TAMP50D2003S	TAMP10D2003S	2000A	10	15	20
TAMP50D2503S	TAMP10D2503S	2500A	15	20	25
TAMP50D3003S	TAMP10D3003S	3000A	20	25	30

Cat. Nos.

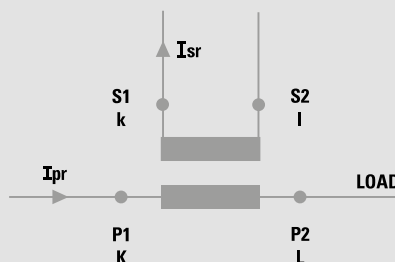
### Accessories

Cat. Nos.	Description
ATACOP04	Accessory sealable terminal cover
ATAFIS01	Screw type for wall mounting

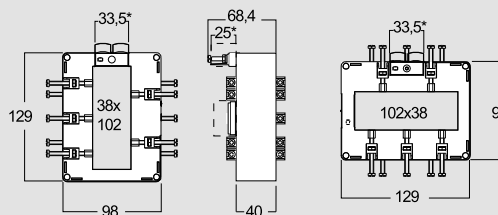
### Technical features

MODEL	TAS102
<b>TECHNICAL NOTES</b>	<b>NT833</b>
<b>SPECIFICATIONS</b>	
Reference specification	EN/IEC 61869-1, 61869-2
Rated primary current I <sub>pr</sub> :	1000...3000A
Rated frequency:	50Hz
Working frequency:	47...63Hz
Rated continuous thermal current I <sub>cth</sub> :	100% I <sub>pr</sub>
Rated short-time thermal current I <sub>th</sub> :	< 60I <sub>pr</sub>
Rated dynamic current I <sub>dyn</sub> :	2,5I <sub>th</sub>
Instrument security factor (FS):	≤ 5
Rated secondary current I <sub>s</sub> :	1 - 5A
Max. power dissipation	≤ 25W
The allowed max cable or busbar temp is:	125°C
<b>INSULATION REQUIREMENTS</b>	
Type	Dry transformer, air insulation
Highest voltage for equipment U <sub>m</sub> :	0.72kV r.m.s.
Rated insulation level:	3kV r.m.s. 50Hz/1min
Class of insulation (EN/IEC 61869-1, 61869-2):	B
<b>ENVIRONMENTAL CONDITIONS</b>	
Nominal temperature range:	-25...50°C
Limit temperature range for storage:	-40...85°C
Relative humidity:	≤ 85%
Suitable for tropical climates	yes
<b>CONNECTION</b>	
Primary winding:	Passing bus bar
Secondary winding	tightening by nut M4
<b>MECHANICAL FEATURES</b>	
Housing material:	self extinguishing polycarbonate
Protection degree (EN/IEC 60529):	P40 housing - IP00 terminals (IP20 with sealable terminal cover)
Mounting:	screw type on bar
Weight:	1000 gr

### Wiring diagrams




### Dimensions



# Current transformers - ACCURACY

## Cable/passing bar single-phase current transformer



TAS127

TAS127B

Cat. Nos.			
Bars in VERTICAL		Bars in HORIZONTAL	
I <sub>sr</sub> 5A	I <sub>sr</sub> 1A	I <sub>sr</sub> 5A	I <sub>sr</sub> 1A
TASR50D100S	TASR10D100S	TASR50D1003S	TASR10D1003S
TASR50D120S	TASR10D120S	TASR50D1203S	TASR10D1203S
TASR50D125S	TASR10D125S	TASR50D1253S	TASR10D1253S
TASR50D150S	TASR10D150S	TASR50D1503S	TASR10D1503S
TASR50D160S	TASR10D160S	TASR50D1603S	TASR10D1603S
TASR50D200S	TASR10D200S	TASR50D2003S	TASR10D2003S
TASR50D250S	TASR10D250S	TASR50D2503S	TASR10D2503S
TASR50D300S	TASR10D300S	TASR50D3003S	TASR10D3003S

### TAS127

Passing cable window/bar 38x127mm and 127x38mm - long side terminals

Primary current (A)	Accuracy class VA		
	cl. 0.2s	cl. 0.2	cl. 0.5s
	1000A	4	6
1200A	5	7.5	10
1250A	5	7.5	10
1500A	7.5	10	12.5
1600A	7.5	10	12.5
2000A	10	15	20
2500A	15	20	25
3000A	20	25	30

Cat. Nos.			
Bars in VERTICAL		Bars in HORIZONTAL	
I <sub>sr</sub> 5A	I <sub>sr</sub> 1A	I <sub>sr</sub> 5A	I <sub>sr</sub> 1A
TASS50D150S	TASS10D150S	TASS50D1503S	TASS10D1503S
TASS50D160S	TASS10D160S	TASS50D1603S	TASS10D1603S
TASS50D200S	TASS10D200S	TASS50D2003S	TASS10D2003S
TASS50D250S	TASS10D250S	TASS50D2503S	TASS10D2503S
TASS50D300S	TASS10D300S	TASS50D3003S	TASS10D3003S
TASS50D320S	TASS10D320S	TASS50D3203S	TASS10D3203S
TASS50D400S	TASS10D400S	TASS50D4003S	TASS10D4003S

### TAS127B

Passing cable window/bar 38x127mm and 127x38mm - long side terminals

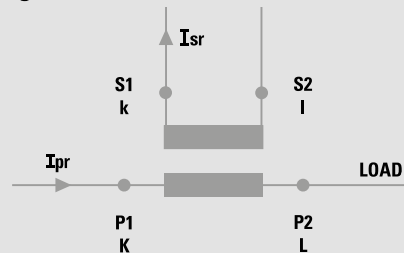
Primary current (A)	Accuracy class VA		
	cl. 0.2s	cl. 0.2	cl. 0.5s
	1500A	7.5	10
1600A	7.5	10	12.5
2000A	10	12.5	15
2500A	12.5	15	20
3000A	15	20	25
3200A	15	20	25
4000A	20	25	30

Cat. Nos.	Accessories
	Description
ATACOP04	Accessory sealable terminal cover
ATADIS02	Spacing device for bars of 100 mm

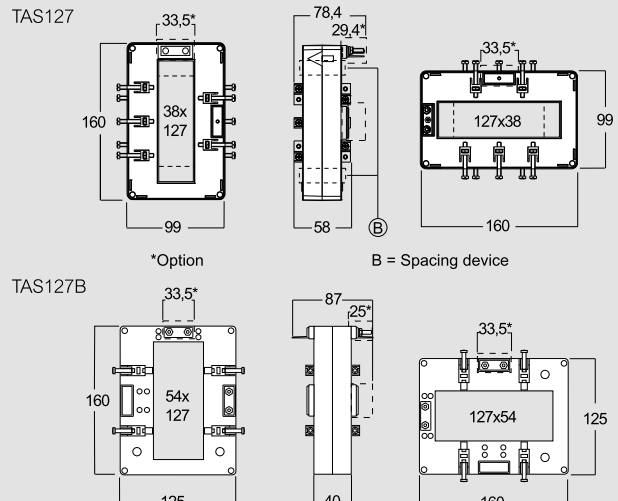
## Technical features

MODEL	TAS127	TAS127B
TECHNICAL NOTES	NT834	NT835
SPECIFICATIONS		
Reference specification	EN/IEC 61869-1, 61869-2	
Rated primary current I <sub>pr</sub> :	1000...3000A	1500...4000A
Rated frequency:	50Hz	
Working frequency:	47...63Hz	
Rated continuous thermal current I <sub>cth</sub> :	100% I <sub>pr</sub>	
Rated short-time thermal current I <sub>th</sub> :	< 60I <sub>pr</sub>	
Rated dynamic current I <sub>dyn</sub> :	2,5I <sub>th</sub>	
Instrument security factor (FS):	≤ 5	
Rated secondary current I <sub>sr</sub> :	5 - 1A	
Max. power dissipation	≤ 23W	≤ 23W
Allowed max cable or busbar temperature:	125°C	
INSULATION REQUIREMENTS		
Type	Dry transformer, air insulation	
Highest voltage for equipment U <sub>m</sub> :	0.72kV r.m.s.	
Rated insulation level:	3kV r.m.s. 50Hz/1min	
Class of insulation (EN/IEC 61869-1, 61869-2):	B	
ENVIRONMENTAL CONDITIONS		
Nominal temperature range:	-25...50°C	
Limit temperature range for storage:	-40...85°C	
Relative humidity:	≤ 85%	
Suitable for tropical climates	yes	
CONNECTION		
Primary winding:	Passing bus bar	
Secondary winding	tightening by nut M4	
MECHANICAL FEATURES		
Housing material:	self extinguishing polycarbonate	
Protection degree (EN/IEC 60529):	P40 housing - IP00 terminals (IP20 with sealable terminal cover)	
Mounting:	screw type on bar	
Weight:	1500 gr	1300 gr

## Wiring diagrams



## Dimensions



# Current transformers - PROTECTION

## Winding primary single-phase current transformer



TAQ10P



TAQ20P

Cat. Nos.

### TAQ10P

Wound primary with built-in central bar 25x4mm

Isr 5A	Isr 1A	Primary current (A)	Accuracy class VA	
			cl. 5P5	cl. 5P10
TAVB50A500	TAVB10A500	5A	4	2
TAVB50B100	TAVB10B100	10A	4	2
TAVB50B150	TAVB10B150	15A	4	2
TAVB50B200	TAVB10B200	20A	4	2
TAVB50B250	TAVB10B250	25A	4	2
TAVB50B300	TAVB10B300	30A	4	2
TAVB50B400	TAVB10B400	40A	4	2
TAVB50B500	TAVB10B500	50A	4	2
TAVB50B600	TAVB10B600	60A	4	2
TAVB50B700	TAVB10B700	70A	4	2
TAVB50B750	TAVB10B750	75A	4	2
TAVB50B800	TAVB10B800	80A	4	2
TAVB50C100	TAVB10C100	100A	4	2
TAVB50C120	TAVB10C120	120A	4	2
TAVB50C150	TAVB10C150	150A	3	1.5
TAVB50C200	TAVB10C200	200A	4	2
TAVB50C250	TAVB10C250	250A	4	2
TAVB50C300	TAVB10C300	300A	4	2

Cat. Nos.

### TAQ20P

Wound primary with built-in central bar 40x4mm

Isr 5A	Isr 1A	Primary current (A)	Accuracy class VA	
			cl. 5P5	cl. 5P10
TAVA50A500	TAVA10A500	5A	8	4
TAVA50B100	TAVA10B100	10A	8	4
TAVA50B150	TAVA10B150	15A	8	4
TAVA50B200	TAVA10B200	20A	8	4
TAVA50B250	TAVA10B250	25A	8	4
TAVA50B300	TAVA10B300	30A	8	4
TAVA50B400	TAVA10B400	40A	8	4
TAVA50B500	TAVA10B500	50A	8	4
TAVA50B600	TAVA10B600	60A	8	4
TAVA50B700	TAVA10B700	70A	8	4
TAVA50B750	TAVA10B750	75A	8	4
TAVA50B800	TAVA10B800	80A	8	4
TAVA50C100	TAVA10C100	100A	8	4
TAVA50C120	TAVA10C120	120A	8	4
TAVA50C150	TAVA10C150	150A	8	4
TAVA50C200	TAVA10C200	200A	8	4
TAVA50C250	TAVA10C250	250A	8	4
TAVA50C300	TAVA10C300	300A	8	4
TAVA50C400	TAVA10C400	400A	8	4
TAVA50C500	TAVA10C500	500A	8	4
TAVA50C600	TAVA10C600	600A	8	4

Cat. Nos.

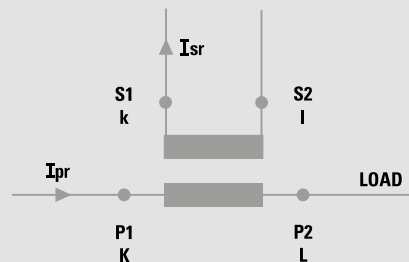
### Accessories

Cat. Nos.	Description
ATACOP03	Accessory sealable terminal cover (for TAQ10P)
ATACOP07	Accessory sealable terminal cover (for TAQ20P)

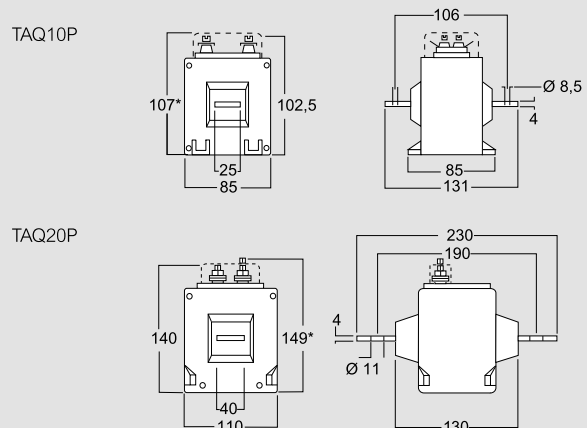
### Technical features

MODEL	TAQ10P	TAQ20P
<b>TECHNICAL NOTES</b>	NT823	NT730
<b>SPECIFICATIONS</b>		
Reference specification	EN 60044-1	
Rated primary current I <sub>pr</sub> :	5...300A	5...600A
Rated frequency:	50Hz	
Working frequency:	47...63Hz	
Rated continuous thermal current I <sub>cth</sub> :	100% I <sub>pr</sub>	
Rated short-time thermal current I <sub>th</sub> :	< 60I <sub>pr</sub>	
Rated dynamic current I <sub>dyn</sub> :	2,5I <sub>th</sub>	
Rated secondary current I <sub>sr</sub> :	1 - 5A	
Max. power dissipation	≤ 2.5W	≤ 1.5W
The allowed max cable or busbar temperature is:	125°C	
<b>INSULATION REQUIREMENTS</b>		
Type	Dry transformer, air insulation	
Highest voltage for equipment U <sub>m</sub> :	0.72kV r.m.s.	
Rated insulation level:	3kV r.m.s. 50Hz/1min	
Class of insulation (EN 60044-1):	B	
<b>ENVIRONMENTAL CONDITIONS</b>		
Nominal temperature range:	-25...50°C	
Limit temperature range for storage:	-40...85°C	
Relative humidity:	≤ 85%	
Suitable for tropical climates	yes	
<b>CONNECTION</b>		
Primary winding:	built-in central bar (25x4mm)	built-in central bar (40x4mm)
Secondary winding	double screw M4	
<b>MECHANICAL FEATURES</b>		
Housing material:	self extinguishing polycarbonate	
Protection degree (EN/IEC 60529):	P40 housing - IP00 terminals (IP20 with sealable terminal cover)	
Mounting:	screw type on bar	
Weight:	700 gr	2000 gr

### Wiring diagrams




### Dimensions



# Current transformers - PROTECTION

## Cable/passing bar single-phase current transformer



TAS63P

TAS80

Cat. Nos.

### TAS63P

Passing cable window/bar 41x21mm - 51x20mm - 64x19mm

Isr 5A	Isr 1A	Primary current (A)	Accuracy class VA	
			cl. 5P5	cl. 5P10
TAWA50C250	TAWA10C250	250A	2.5	1
TAWA50C300	TAWA10C300	300A	3.5	1.2
TAWA50C320	TAWA10C320	320A	4	1.5
TAWA50C400	TAWA10C400	400A	5	1.5
TAWA50C600	TAWA10C600	600A	6	2
TAWA50C700	TAWA10C700	700A	7	2
TAWA50C750	TAWA10C750	750A	7	2
TAWA50C800	TAWA10C800	800A	7	1.5
TAWA50D100	TAWA10D100	1000A	7	1.5
TAWA50D120	TAWA10D120	1200A	10	1.5
TAWA50D125	TAWA10D125	1250A	10	2
TAWA50D150	TAWA10D150	1500A	10	1.5
TAWA50D160	TAWA10D160	1600A	10	1.5

Cat. Nos.

### TAS80

Passing cable window/bar 41x21mm - 51x20mm - 64x19mm

Isr 5A	Isr 1A	Primary current (A)	Accuracy class VA			
			cl. 0.5	cl. 1	cl. 5P5	cl. 5P10
TASM50C250	TASM10C250	250A	-	6	-	-
TASM50C300	TASM10C300	300A	4	8	6	2.5
TASM50C320	TASM10C320	320A	8	16	7	2.5
TASM50C400	TASM10C400	400A	10	20	10	3
TASM50C600	TASM10C600	600A	15	30	10	4
TASM50C700	TASM10C700	700A	20	40	10	4
TASM50C750	TASM10C750	750A	20	40	10	4
TASM50C800	TASM10C800	800A	20	40	10	4
TASM50D100	TASM10D100	1000A	20	40	15	4
TASM50D120	TASM10D120	1200A	25	50	20	5
TASM50D125	TASM10D125	1250A	25	50	20	5
TASM50D150	TASM10D150	1500A	40	80	25	5
TASM50D160	TASM10D160	1600A	40	80	25	5
TASM50D200	TASM10D250	2000A	50	100	30	6
TASM50D250	TASM10D250	2500A	60	120	35	6

Cat. Nos.

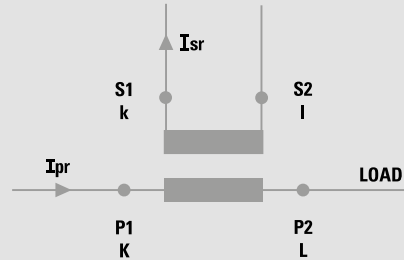
### Accessories

Description
ATACOP03 Accessory sealable terminal cover

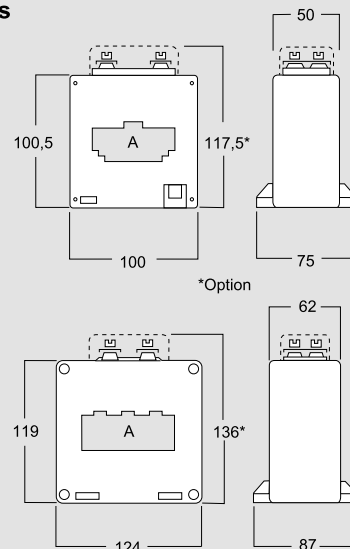
### Technical features

MODEL	TAS63P	TAS80
<b>TECHNICAL NOTES</b>	NT645	NT571
<b>SPECIFICATIONS</b>		
Reference specification	EN/IEC 61869-1, 61869-2	
Rated primary current I <sub>pr</sub> :	250...1600A	300...2500A
Rated frequency:	50Hz	
Working frequency:	47...63Hz	
Rated continuous thermal current I <sub>cth</sub> :	100% I <sub>pr</sub>	
Rated short-time thermal current I <sub>th</sub> :	< 60I <sub>pr</sub>	
Rated dynamic current I <sub>dyn</sub> :	2,5I <sub>th</sub>	
Rated secondary current I <sub>sr</sub> :	5 - 1A	
Max. power dissipation	≤ 8W	≤ 36W
Allowed max cable or busbar temperature:	125°C	
<b>INSULATION REQUIREMENTS</b>		
Type	Dry transformer, air insulation	
Highest voltage for equipment U <sub>m</sub> :	0.72kV r.m.s.	
Rated insulation level:	3kV r.m.s. 50Hz/1min	
Class of insulation (EN/IEC 61869-1, 61869-2):	B	
<b>ENVIRONMENTAL CONDITIONS</b>		
Nominal temperature range:	-25...50°C	
Limit temperature range for storage:	-40...85°C	
Relative humidity:	≤ 85%	
Suitable for tropical climates	yes	
<b>CONNECTION</b>		
Primary winding:	passing bus bar	
Secondary winding	tightening by nut M4	
<b>MECHANICAL FEATURES</b>		
Housing material:	self extinguishing polycarbonate	
Protection degree (EN/IEC 60529):	P40 housing - IP00 terminals (IP20 with sealable terminal cover)	
Weight:	900 gr	1200 gr

### Wiring diagrams



### Dimensions



# Current transformers - PROTECTION

## Cable/passing bar single-phase current transformer



TAS80P

TAS120BP

Cat. Nos.

### TAS80P

Passing cable window/bar 82x32mm

Isr 5A	Isr 1A	Primary current (A)	Accuracy class VA			
			cl. 5P5	cl. 5P10	cl. 5P15	cl. 5P20
TAWB50C300	TAWB10C300	300A	8	4	2.5	1.5
TAWB50C320	TAWB10C320	320A	1	5	3	2
TAWB50C400	TAWB10C400	400A	12	6	4	2.5
TAWB50C600	TAWB10C600	600A	15	7	4.5	3
TAWB50C700	TAWB10C700	700A	16	8	4.5	3
TAWB50C750	TAWB10C750	750A	20	9	5	3
TAWB50C800	TAWB10C800	800A	20	8	4.5	2.5
TAWB50D100	TAWB10D100	1000A	25	10	6	3
TAWB50D120	TAWB10D120	1200A	30	12	6	3
TAWB50D125	TAWB10D125	1250A	30	12	6	3
TAWB50D150	TAWB10D150	1500A	35	12	5	-
TAWB50D160	TAWB10D160	1600A	35	12	5	-
TAWB50D200	TAWB10D200	2000A	40	12	3	-
TAWB50D250	TAWB10D250	2500A	45	10	-	-

Cat. Nos.

### TAS102BP

Passing cable window/bar 54x102mm

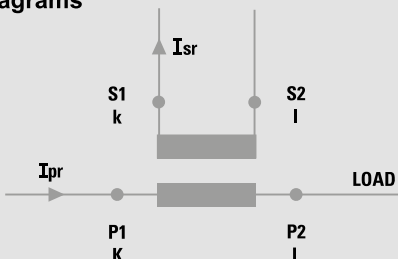
Bars in VERTICAL		Bars in HORIZONTAL		Primary current (A)	Accuracy class VA	
Isr 5A	Isr 1A	Isr 5A	Isr 1A		cl. 5P5	cl. 5P10
TAPQ50C800	TAPQ10C800	TAPQ50C8003	TAPQ10C8003	800A	10	4
TAPQ50D100	TAPQ10D100	TAPQ50D1003	TAPQ10D1003	1000A	12	5
TAPQ50D120	TAPQ10D120	TAPQ50D1203	TAPQ10D1203	1200A	12	5
TAPQ50D125	TAPQ10D125	TAPQ50D1253	TAPQ10D1253	1250A	12	5
TAPQ50D150	TAPQ10D150	TAPQ50D1503	TAPQ10D1503	1500A	15	6
TAPQ50D160	TAPQ10D160	TAPQ50D1603	TAPQ10D1603	1600A	15	6
TAPQ50D200	TAPQ10D200	TAPQ50D2003	TAPQ10D2003	2000A	20	6
TAPQ50D250	TAPQ10D250	TAPQ50D2503	TAPQ10D2503	2500A	20	6
TAPQ50D300	TAPQ10D300	TAPQ50D3003	TAPQ10D3003	3000A	20	4

Cat. Nos.

### Accessories

Cat. Nos.	Description
ATACOP03	Accessory sealable terminal cover (for TAS80P)
ATACOP04	Accessory sealable terminal cover (for TAS102BP)
ATAFISO1	Screw type for wall mounting

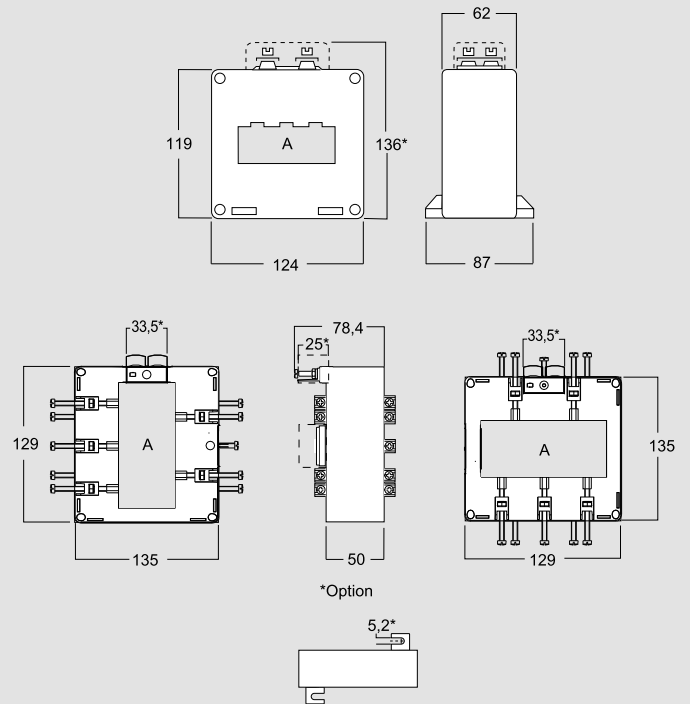
### Wiring diagrams



### Technical features

MODEL	TAS80P	TAS120BP
<b>TECHNICAL NOTES</b>	NT572	NT768
<b>SPECIFICATIONS</b>		
Reference specification	EN/IEC 61869-1, 61869-2	
Rated primary current Ipr:	300...2500A	800...3000A
Rated frequency:	50Hz	
Working frequency:	47...63Hz	
Rated continuous thermal current Icth:	100% Ipr	
Rated short-time thermal current Ith:	< 60Ipr	
Rated dynamic current Idyn :	2,5Ith	
Rated secondary current Isr :	5 - 1A	
Max. power dissipation	≤ 25.5W	≤ 30W
Allowed max cable or busbar temperature:	125°C	
<b>INSULATION REQUIREMENTS</b>		
Type	Dry transformer, air insulation	
Highest voltage for equipment Um:	0.72kV r.m.s.	
Rated insulation level:	3kV r.m.s. 50Hz/1min	
Class of insulation (EN/IEC 61869-2):	B	
<b>ENVIRONMENTAL CONDITIONS</b>		
Nominal temperature range:	-25...50°C	
Limit temperature range for storage:	-40...85°C	
Relative humidity:	≤ 85%	
Suitable for tropical climates	yes	
<b>CONNECTION</b>		
Primary winding:	passing bus bar	
Secondary winding	tightening by nut M4	
<b>MECHANICAL FEATURES</b>		
Housing material:	self extinguishing polycarbonate	
Protection degree (EN/IEC 60529):	P40 housing - IP00 terminals (IP20 with sealable terminal cover)	
Weight:	2000 gr	2000 gr

### Dimensions



# Current transformers - PROTECTION

## Cable/passing bar single-phase current transformer



TAS125



TAS125P

Cat. Nos.

### TAS125

Passing cable window/bar 127x54mm

Isr 5A	Isr 1A	Primary current (A)	Accuracy class VA	
			cl. 5P5	cl. 5P10
TASQ50C400	TASQ10C400	400A	6	3
TASQ50C500	TASQ10C500	500A	10	3
TASQ50C600	TASQ10C600	600A	10	5
TASQ50C700	TASQ10C700	700A	10	5
TASQ50C750	TASQ10C750	750A	10	5
TASQ50C800	TASQ10C800	800A	15	5
TASQ50D100	TASQ10D100	1000A	15	5
TASQ50D120	TASQ10D120	1200A	20	5
TASQ50D125	TASQ10D125	1250A	20	5
TASQ50D150	TASQ10D150	1500A	20	5
TASQ50D160	TASQ10D160	1600A	20	5
TASQ50D200	TASQ10D200	2000A	25	5
TASQ50D250	TASQ10D250	2500A	30	5
TASQ50D300	TASQ10D300	3000A	40	5
TASQ50D400	TASQ10D400	4000A	50	5

Cat. Nos.

### TAS125P

Passing cable window/bar 127x54mm

Isr 5A	Isr 1A	Primary current (A)	Accuracy class VA			
			cl. 5P5	cl. 5P10	cl. 5P15	cl. 5P20
TAWC50C400	TAWC10C400	400A	12	6	3.5	2.5
TAWC50C500	TAWC10C500	500A	15	7	4	3
TAWC50C600	TAWC10C600	600A	20	10	5	4
TAWC50C700	TAWC10C700	700A	20	10	6	4
TAWC50C750	TAWC10C750	750A	25	10	7	5
TAWC50C800	TAWC10C800	800A	25	10	7	5
TAWC50D100	TAWC10D100	1000A	30	15	8	6
TAWC50D120	TAWC10D120	1200A	35	15	8	6
TAWC50D125	TAWC10D125	1250A	35	15	8	6
TAWC50D150	TAWC10D150	1500A	40	20	10	6
TAWC50D160	TAWC10D160	1600A	40	20	10	6
TAWC50D200	TAWC10D200	2000A	50	20	10	4
TAWC50D250	TAWC10D250	2500A	60	20	10	3
TAWC50D300	TAWC10D300	3000A	80	25	10	3
TAWC50D400	TAWC10D400	4000A	100	30	15	3

Cat. Nos.

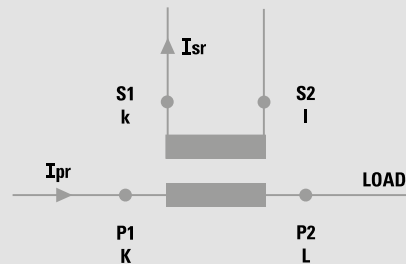
### Accessories

Cat. Nos.	Description
ATACOP03	Accessory sealable terminal cover

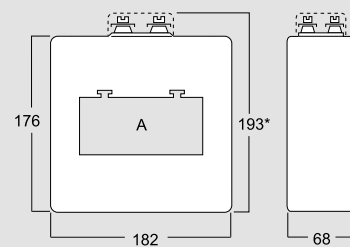
### Technical features

MODEL	TAS125	TAS125P
TECHNICAL NOTES	NT575	NT576
<b>SPECIFICATIONS</b>		
Reference specification	EN/IEC 61869-1, 61869-2	
Rated primary current I <sub>pr</sub> :	400...4000A	400...4000A
Rated frequency:	50Hz	
Working frequency:	47...63Hz	
Rated continuous thermal current I <sub>cth</sub> :	100% I <sub>pr</sub>	
Rated short-time thermal current I <sub>th</sub> :	< 60I <sub>pr</sub>	
Rated dynamic current I <sub>dyn</sub> :	2,5I <sub>th</sub>	
Rated secondary current I <sub>sr</sub> :	5 - 1A	
Max. power dissipation	≤ 44W	≤ 30W
Allowed max cable or busbar temperature:	125°C	
<b>INSULATION REQUIREMENTS</b>		
Type	Dry transformer, air insulation	
Highest max cable for equipment U <sub>m</sub> :	0.72kV r.m.s.	
Rated insulation level:	3kV r.m.s. 50Hz/1min	
Class of insulation (EN/IEC 61869-1, 61869-2):	B	
<b>ENVIRONMENTAL CONDITIONS</b>		
Nominal temperature range:	-25...50°C	
Limit temperature range for storage:	-40...85°C	
Relative humidity:	≤ 85%	
Suitable for tropical climates	yes	
<b>CONNECTION</b>		
Primary winding:	passing bus bar	
Secondary winding	tightening by nut M4	
<b>MECHANICAL FEATURES</b>		
Housing material:	self extinguishing polycarbonate	
Protection degree (EN/IEC 60529):	P40 housing - IP00 terminals (IP20 with sealable terminal cover)	
Weight:	1500 gr	3600 gr

### Wiring diagrams



### Dimensions



\*Option

# Current transformers - PROTECTION

## Cable/passing bar single-phase current transformer



Cat. Nos.		<b>TAU81P</b>					
		Passing cable window/bar 55x125mm					
Isr 5A	Isr 1A	Primary current (A)	Accuracy class VA				
			cl. 5P5	cl. 5P10	cl. 5P15	cl. 5P20	
TAXA50D150	TAXA10D150	1500A	50	15	6	1.5	
TAXA50D200	TAXA10D200	2000A	50	15	6	1.5	
TAXA50D250	TAXA10D250	2500A	80	25	10	1.5	
TAXA50D300	TAXA10D300	3000A	80	35	15	4	
TAXA50D400	TAXA10D400	4000A	100	35	10	-	

Cat. Nos.		<b>TAU91P</b>					
		Passing cable window/bar 55x165mm					
Isr 5A	Isr 1A	Primary current (A)	Accuracy class VA				
			cl. 5P5	cl. 5P10	cl. 5P15	cl. 5P20	
TAXB50D150	TAXB10D150	1500A	50	15	6	2	
TAXB50D200	TAXB10D200	2000A	50	20	10	3	
TAXB50D250	TAXB10D250	2500A	80	25	10	3	
TAXB50D300	TAXB10D300	3000A	80	35	15	4	
TAXB50D400	TAXB10D400	4000A	100	40	15	5	
TAXB50D500	TAXB10D500	5000A	100	40	20	5	

Cat. Nos.		<b>TAU101P</b>					
		Passing cable window/bar 120x125mm					
Isr 5A	Isr 1A	Primary current (A)	Accuracy class VA				
			cl. 5P5	cl. 5P10	cl. 5P15	cl. 5P20	
TAXC50D150	TAXC10D150	1500A	50	15	6	1.5	
TAXC50D200	TAXC10D200	2000A	50	15	6	1.5	
TAXC50D250	TAXC10D250	2500A	80	25	10	1.5	
TAXC50D300	TAXC10D300	3000A	100	35	10	-	
TAXC50D400	TAXC10D400	4000A	100	40	15	-	
TAXC50D500	TAXC10D500	5000A	160	40	8	-	
TAXC50D600	TAXC10D600	6000A	180	50	10	-	

Cat. Nos.		<b>TAU111P</b>					
		Passing cable window/bar 120x165mm					
Isr 5A	Isr 1A	Primary current (A)	Accuracy class VA				
			cl. 5P5	cl. 5P10	cl. 5P15	cl. 5P20	
TAXD50D150	TAXD10D150	1500A	50	15	6	2	
TAXD50D200	TAXD10D200	2000A	50	20	10	3	
TAXD50D250	TAXD10D250	2500A	80	25	10	3	
TAXD50D300	TAXD10D300	3000A	80	35	15	4	
TAXD50D400	TAXD10D400	4000A	100	40	15	5	
TAXD50D500	TAXD10D500	5000A	100	40	20	5	
TAXD50D600	TAXD10D600	6000A	100	40	20	3	
TAXD50D800	TAXD10D800	8000A	100	40	20	-	

Cat. Nos.		<b>TAU121P</b>					
		Passing cable window/bar 55x225mm					
Isr 5A	Isr 1A	Primary current (A)	Accuracy class VA				
			cl. 5P5	cl. 5P10	cl. 5P15	cl. 5P20	
TAXE50D250	TAXE10D250	2500A	25	20	10	5	
TAXE50D300	TAXE10D300	3000A	30	25	15	7.5	
TAXE50D400	TAXE10D400	4000A	40	35	20	10	
TAXE50D500	TAXE10D500	5000A	50	40	25	10	
TAXE50D600	TAXE10D600	6000A	60	50	30	12.5	

Cat. Nos.		<b>TAU131P</b>					
		Passing cable window/bar 120x225mm					
Isr 5A	Isr 1A	Primary current (A)	Accuracy class VA				
			cl. 5P5	cl. 5P10	cl. 5P15	cl. 5P20	
TAXF50D250	TAXF10D250	2500A	25	20	10	5	
TAXF50D300	TAXF10D300	3000A	30	25	15	7.5	
TAXF50D400	TAXF10D400	4000A	40	35	20	10	
TAXF50D500	TAXF10D500	5000A	50	40	25	10	
TAXF50D600	TAXF10D600	6000A	60	50	30	12.5	
TAXF50D800	TAXF10D800	8000A	70	70	40	15	

Cat. Nos.	<b>Accessories</b>
ATACOP05	Description Accessory sealable terminal cover

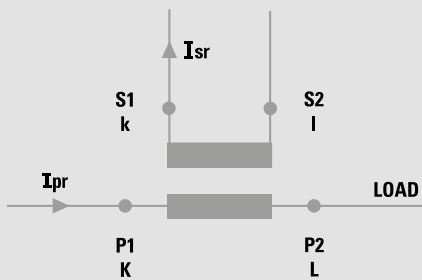
# Current transformers - PROTECTION

## Cable/passing bar single-phase current transformer

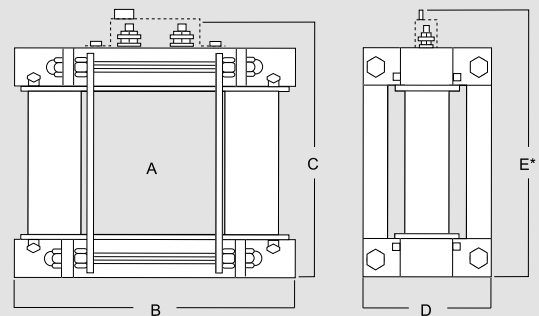
### Technical features

MODEL	TAU81P	TAU91P	TAU101P	TAU111P	TAU121P	TAU131P
TECHNICAL NOTES	NT715	NT716	NT718	NT720	NT821	NT822
<b>SPECIFICATIONS</b>						
Reference specification	EN/IEC 61869-1, 61869-2					
Rated primary current I <sub>pr</sub> :	1500...4000A	1500...5000A	1500...6000A	1500...8000A	2500...6000A	2500...8000A
Rated frequency:	50Hz					
Working frequency:	47...63Hz					
Rated continuous thermal current I <sub>cth</sub> :	100% I <sub>pr</sub>					
Rated short-time thermal current I <sub>th</sub> :	< 60I <sub>pr</sub>					
Rated dynamic current I <sub>dyn</sub> :	2,5I <sub>th</sub>					
Rated secondary current I <sub>sr</sub> :	5 - 1A					
Max. power dissipation	≤ 43W	≤ 66W	≤ 69W	≤ 124W	≤ 75W (1A) - ≤ 65W (5A)	≤ 70W
Allowed max cable or busbar temperature:	125°C					
<b>INSULATION REQUIREMENTS</b>						
Type	Dry transformer, air insulation					
Highest voltage for equipment U <sub>m</sub> :	0.72kV r.m.s.					
Rated insulation level:	3kV r.m.s. 50Hz/1min					
Class of insulation (EN/IEC 61869-1, 61869-2):	B					
<b>ENVIRONMENTAL CONDITIONS</b>						
Nominal temperature range:	-25...50°C					
Limit temperature range for storage:	-40...85°C					
Relative humidity:	≤ 85%					
Suitable for tropical climates	yes					
<b>CONNECTION</b>						
Primary winding:	Passing bus bar					
Secondary winding	tightening by nut M5					
<b>MECHANICAL FEATURES</b>						
Housing material:	self extinguishing polycarbonate					
Protection degree (EN/IEC 60529):	IP20 housing, IP00 terminals (IP20 with sealable terminal cover)					
Weight:	4700 gr	5000 gr	5700 gr	6700 gr	7000 gr	8000 gr

### Wiring diagrams



### Dimensions



\* option

Dim. (mm)	A	B	C	D	E
TAU81P	55x125	177	221	110	233.5
TAU91P	55x165	177	261	110	273.5
TAU101P	120x125	257	221	110	233.5
TAU111P	120x165	257	261	110	273.5
TAU121P	55x225	177	321	110	333.5
TAU131P	120x225	257	321	110	333.5

# Voltage transformers - PROTECTION & MEASURE

## Single-phase voltage transformer



BT3



BT6

Cat. Nos.		<b>BT3</b>		Cat. Nos.		<b>BT6</b>		Accuracy class VA		
100V	100V - √3	Primary voltage (V)	Accuracy class VA cl. 1	100V	100V - √3	Primary voltage (V)	Accuracy class VA cl. 0.5	Accuracy class VA cl. 1	Accuracy class VA cl. 3	
TVVAC100C100		100V	6	TVVBC100C100		100V	6	9	20	
TVVAC110C100		110V	6	TVVBC110C100		110V	6	9	20	
TVVAC115C100		115V	6	TVVBC115C100		115V	6	9	20	
TVVAC230C100		230V	6	TVVBC230C100		230V	6	9	20	
TVVAC240C100		240V	6	TVVBC240C100		240V	6	9	20	
TVVAC400C100		400V	6	TVVBC400C100		400V	6	9	20	
TVVAC440C100		440V	6	TVVBC440C100		440V	6	9	20	
TVVAC450C100		450V	6	TVVBC450C100		450V	6	9	20	
TVVAC500C100		500V	6	TVVBC500C100		500V	6	9	20	
TVVAC600C100		600V	6	TVVBC600C100		600V	6	9	20	
TVVAC660C100		660V	6	TVVBC660C100		660V	6	9	20	
TVVAC690C100		690V	6	TVVBC690C100		690V	6	9	20	
	TVVAG100G100	100V - √3	3		TVVBG100G100	100V - √3	3	4	10	
	TVVAG110G100	110V - √3	3		TVVBG110G100	110V - √3	3	4	10	
	TVVAG115G100	115V - √3	3		TVVBG115G100	115V - √3	3	4	10	
	TVVAG230G100	230V - √3	3		TVVBG230G100	230V - √3	3	4	10	
	TVVAG240G100	240V - √3	3		TVVBG240G100	240V - √3	3	4	10	
	TVVAG400G100	400V - √3	3		TVVBG400G100	400V - √3	3	4	10	
	TVVAG440G100	440V - √3	3		TVVBG440G100	440V - √3	3	4	10	
	TVVAG450G100	450V - √3	3		TVVBG450G100	450V - √3	3	4	10	
	TVVAG500G100	500V - √3	3		TVVBG500G100	500V - √3	3	4	10	
	TVVAG600G100	600V - √3	3		TVVBG600G100	600V - √3	3	4	10	
	TVVAG660G100	660V - √3	3		TVVBG660G100	660V - √3	3	4	10	
	TVVAG690G100	690V - √3	3		TVVBG690G100	690V - √3	3	4	10	

# Voltage transformers - PROTECTION & MEASURE

## Single-phase voltage transformer



BTV10



BTV20

Cat. Nos.		Primary voltage (V)	Accuracy class VA		
100V	100V - $\sqrt{3}$		cl. 0.5	cl. 1	cl. 3
TVVCC100C100		100V	10	15	30
TVVCC110C100		110V	10	15	30
TVVCC115C100		115V	10	15	30
TVVCC230C100		230V	10	15	30
TVVCC240C100		240V	10	15	30
TVVCC400C100		400V	10	15	30
TVVCC440C100		440V	10	15	30
TVVCC450C100		450V	10	15	30
TVVCC500C100		500V	10	15	30
TVVCC600C100		600V	10	15	30
TVVCC660C100		660V	10	15	30
TVVCC690C100		690V	10	15	30
TVVCG100G100	100V - $\sqrt{3}$	100V - $\sqrt{3}$	5	7	15
TVVCG110G100	110V - $\sqrt{3}$	110V - $\sqrt{3}$	5	7	15
TVVCG115G100	115V - $\sqrt{3}$	115V - $\sqrt{3}$	5	7	15
TVVCG230G100	230V - $\sqrt{3}$	230V - $\sqrt{3}$	5	7	15
TVVCG240G100	240V - $\sqrt{3}$	240V - $\sqrt{3}$	5	7	15
TVVCG400G100	400V - $\sqrt{3}$	400V - $\sqrt{3}$	5	7	15
TVVCG440G100	440V - $\sqrt{3}$	440V - $\sqrt{3}$	5	7	15
TVVCG450G100	450V - $\sqrt{3}$	450V - $\sqrt{3}$	5	7	15
TVVCG500G100	500V - $\sqrt{3}$	500V - $\sqrt{3}$	5	7	15
TVVCG600G100	600V - $\sqrt{3}$	600V - $\sqrt{3}$	5	7	15
TVVCG660G100	660V - $\sqrt{3}$	660V - $\sqrt{3}$	5	7	15
TVVCG690G100	690V - $\sqrt{3}$	690V - $\sqrt{3}$	5	7	15

Cat. Nos.		Primary voltage (V)	Accuracy class VA		
100V	100V - $\sqrt{3}$		cl. 0.5	cl. 1	cl. 3
TVVDC100C100		100V	20	30	50
TVVDC110C100		110V	20	30	50
TVVDC115C100		115V	20	30	50
TVVDC230C100		230V	20	30	50
TVVDC240C100		240V	20	30	50
TVVDC400C100		400V	20	30	50
TVVDC440C100		440V	20	30	50
TVVDC450C100		450V	20	30	50
TVVDC500C100		500V	20	30	50
TVVDC600C100		600V	20	30	50
TVVDC660C100		660V	20	30	50
TVVDC690C100		690V	20	30	50
TVVDC700C100		700V	20	30	50
TVVDC800C100		800V	20	30	50
TVVDD100C100		1000V	20	30	50
TVVDG100G100	100V - $\sqrt{3}$	100V - $\sqrt{3}$	8	10	25
TVVDG110G100	110V - $\sqrt{3}$	110V - $\sqrt{3}$	8	10	25
TVVDG115G100	115V - $\sqrt{3}$	115V - $\sqrt{3}$	8	10	25
TVVDG230G100	230V - $\sqrt{3}$	230V - $\sqrt{3}$	8	10	25
TVVDG240G100	240V - $\sqrt{3}$	240V - $\sqrt{3}$	8	10	25
TVVDG400G100	400V - $\sqrt{3}$	400V - $\sqrt{3}$	8	10	25
TVVDG440G100	440V - $\sqrt{3}$	440V - $\sqrt{3}$	8	10	25
TVVDG450G100	450V - $\sqrt{3}$	450V - $\sqrt{3}$	8	10	25
TVVDG500G100	500V - $\sqrt{3}$	500V - $\sqrt{3}$	8	10	25
TVVDG600G100	600V - $\sqrt{3}$	600V - $\sqrt{3}$	8	10	25
TVVDG660G100	660V - $\sqrt{3}$	660V - $\sqrt{3}$	8	10	25
TVVDG690G100	690V - $\sqrt{3}$	690V - $\sqrt{3}$	8	10	25
TVVDG700G100	700V - $\sqrt{3}$	700V - $\sqrt{3}$	8	10	25
TVVDG800G100	800V - $\sqrt{3}$	800V - $\sqrt{3}$	8	10	25
TVVDH100G100	1000V - $\sqrt{3}$	1000V - $\sqrt{3}$	8	10	25

Cat. Nos.	Accessories
ATVCOF01	Description Primary / secondary sealable terminal cover

# Voltage transformers - PROTECTION & MEASURE

## Single-phase voltage transformer



BTV50



BTV100

Cat. Nos.		<b>BTV50</b>				Cat. Nos.		<b>BTV100</b>			
100V	100V - √3	Primary voltage (V)	Accuracy class VA			100V	100V - √3	Primary voltage (V)	Accuracy class VA		
			cl. 0.5	cl. 1	cl. 3				cl. 0.5	cl. 1	cl. 3
TVVEC100C100		100V	50	75	100	TVVFC100C100		100V	100	150	200
TVVEC110C100		110V	50	75	100	TVVFC110C100		110V	100	150	200
TVVEC115C100		115V	50	75	100	TVVFC115C100		115V	100	150	200
TVVEC230C100		230V	50	75	100	TVVFC230C100		230V	100	150	200
TVVEC240C100		240V	50	75	100	TVVFC240C100		240V	100	150	200
TVVEC400C100		400V	50	75	100	TVVFC400C100		400V	100	150	200
TVVEC440C100		440V	50	75	100	TVVFC440C100		440V	100	150	200
TVVEC450C100		450V	50	75	100	TVVFC450C100		450V	100	150	200
TVVEC500C100		500V	50	75	100	TVVFC500C100		500V	100	150	200
TVVEC600C100		600V	50	75	100	TVVFC600C100		600V	100	150	200
TVVEC660C100		660V	50	75	100	TVVFC660C100		660V	100	150	200
TVVEC690C100		690V	50	75	100	TVVFC690C100		690V	100	150	200
TVVEC700C100		700V	50	75	100	TVVFC700C100		700V	100	150	200
TVVEC800C100		800V	50	75	100	TVVFC800C100		800V	100	150	200
TVVED100C100		1000V	50	75	100	TVVFD100C100		1000V	100	150	200
	TVVEG100G100	100V - √3	25	30	50		TVVFG100G100	100V - √3	50	75	100
	TVVEG110G100	110V - √3	25	30	50		TVVFG110G100	110V - √3	50	75	100
	TVVEG115G100	115V - √3	25	30	50		TVVFG115G100	115V - √3	50	75	100
	TVVEG230G100	230V - √3	25	30	50		TVVFG230G100	230V - √3	50	75	100
	TVVEG240G100	240V - √3	25	30	50		TVVFG240G100	240V - √3	50	75	100
	TVVEG400G100	400V - √3	25	30	50		TVVFG400G100	400V - √3	50	75	100
	TVVEG440G100	440V - √3	25	30	50		TVVFG440G100	440V - √3	50	75	100
	TVVEG450G100	450V - √3	25	30	50		TVVFG450G100	450V - √3	50	75	100
	TVVEG500G100	500V - √3	25	30	50		TVVFG500G100	500V - √3	50	75	100
	TVVEG600G100	600V - √3	25	30	50		TVVFG600G100	600V - √3	50	75	100
	TVVEG660G100	660V - √3	25	30	50		TVVFG660G100	660V - √3	50	75	100
	TVVEG690G100	690V - √3	25	30	50		TVVFG690G100	690V - √3	50	75	100
	TVVEG700G100	700V - √3	25	30	50		TVVFG700G100	700V - √3	50	75	100
	TVVEG800G100	800V - √3	25	30	50		TVVFG800G100	800V - √3	50	75	100
	TVVEH100G100	1000V - √3	25	30	50		TVVFH100G100	1000V - √3	50	75	100

Cat. Nos.	<b>Accessories</b>
	Description
ATVCOP01	Primary / secondary sealable terminal cover

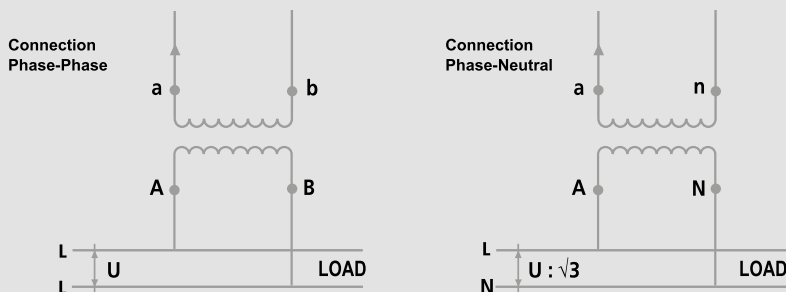
# Voltage transformers - PROTECTION & MEASURE

## Single-phase voltage transformer

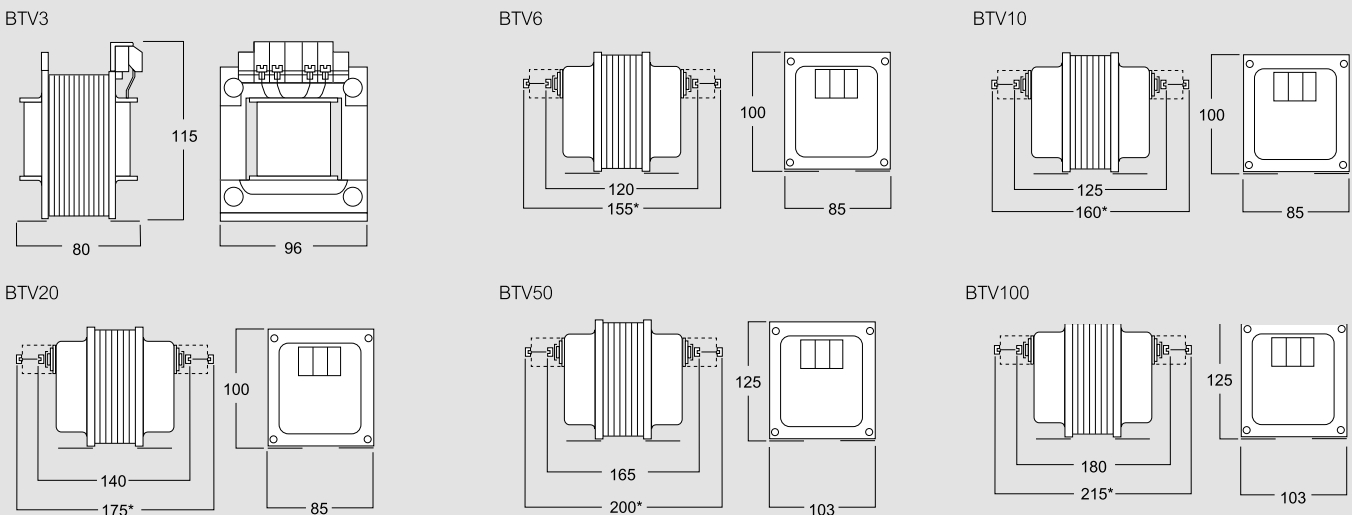
### Technical features

MODEL	BTV3	BTV6	BTV10	BTV20	BTV50	BTV100
<b>TECHNICAL NOTES</b>	NT733	NT734	NT735	NT736	NT737	NT738
<b>SPECIFICATIONS</b>						
Reference specification	EN/IEC61869-1, EN/IEC61869-3					
Rated primary voltage U <sub>pr</sub> :	100...690V (phase-phase) - 100...690V - √3 (phase-neutral)					
Rated secondary voltage U <sub>sr</sub> :	100V (phase-phase) - 100V - √3 (phase-neutral)					
Rated frequency:	50Hz					
Working frequency:	47...63Hz					
Continuous rated time:	1.2 U <sub>pr</sub>					
8 hours rated time:	1,9U <sub>pr</sub> (phase-neutral and primary U <sub>pr</sub> :√3 connection)					
Max. power dissipation	≤ 9W	≤ 8.5W	≤ 7W	≤ 8.5W	≤ 11W	≤ 32W
The allowed max cable or busbar temperature is:	125°C					
<b>INSULATION REQUIREMENTS</b>						
Type	Dry transformer, air insulation					
Highest voltage for equipment U <sub>m</sub> :	0.72kV r.m.s. (≤ 600V) - 1.2kV (>600V)					
Rated insulation level:	3kV (≤ 600V) - 6kV (>600V) r.m.s. 50Hz/1min					
Class of insulation (EN/IEC61869-1):	B					
<b>ENVIRONMENTAL CONDITIONS</b>						
Nominal temperature range:	-25...50°C					
Limit temperature range for storage:	-40...85°C					
Relative humidity:	≤ 85%					
Suitable for tropical climates	yes					
<b>CONNECTION</b>						
Primary and secondary winding:	M4 and fast-ons 6,3x0,8mm					
<b>MECHANICAL FEATURES</b>						
Housing material:	metal					
Protection degree (EN/IEC 60529):	IP00 terminals	IP00 terminals (IP20 with terminal cover)				
Mounting:	Fixing screw facility for wall mounting					
Weight:	2350 gr	2700 gr	3100 gr	2700 gr	6100 gr	7500 gr

### Wiring diagrams



### Dimensions



\* with sealable terminal cover

# Voltage transformers - ACCURACY

## Single-phase voltage transformer



BTV6 -BTV10



BTV20

Cat. Nos.		<b>BTV6</b>	
100V	100V - $\sqrt{3}$	Primary voltage (V)	Accuracy class VA cl. 0.2
TVVBC230C100S		230V	2.5
TVVBC240C100S		240V	2.5
TVVBC400C100S		400V	2.5
TVVBC440C100S		440V	2.5
TVVBC450C100S		450V	2.5
TVVBC500C100S		500V	2.5
TVVBC600C100S		600V	2.5
TVVBC660C100S		660V	2.5
TVVBC690C100S		690V	2.5
	TVVBG230G100S	230V - $\sqrt{3}$	1
	TVVBG240G100S	240V - $\sqrt{3}$	1
	TVVBG400G100S	400V - $\sqrt{3}$	1
	TVVBG440G100S	440V - $\sqrt{3}$	1
	TVVBG450G100S	450V - $\sqrt{3}$	1
	TVVBG500G100S	500V - $\sqrt{3}$	1
	TVVBG600G100S	600V - $\sqrt{3}$	1
	TVVBG660G100S	660V - $\sqrt{3}$	1
	TVVBG690G100S	690V - $\sqrt{3}$	1

Cat. Nos.		<b>BTV20</b>	
100V	100V - $\sqrt{3}$	Primary voltage (V)	Accuracy class VA cl. 0.2
TVVDC230C100S		230V	8
TVVDC240C100S		240V	8
TVVDC400C100S		400V	8
TVVDC440C100S		440V	8
TVVDC450C100S		450V	8
TVVDC500C100S		500V	8
TVVDC600C100S		600V	8
TVVDC660C100S		660V	8
TVVDC690C100S		690V	8
TVVDC700C100S		700V	8
TVVDC800C100S		800V	8
TVVDD100C100S		1000V	8
	TVVDG230G100S	230V - $\sqrt{3}$	3
	TVVDG240G100S	240V - $\sqrt{3}$	3
	TVVDG400G100S	400V - $\sqrt{3}$	3
	TVVDG440G100S	440V - $\sqrt{3}$	3
	TVVDG450G100S	450V - $\sqrt{3}$	3
	TVVDG500G100S	500V - $\sqrt{3}$	3
	TVVDG600G100S	600V - $\sqrt{3}$	3
	TVVDG660G100S	660V - $\sqrt{3}$	3
	TVVDG690G100S	690V - $\sqrt{3}$	3
	TVVDG700G100S	700V - $\sqrt{3}$	3
	TVVDG800G100S	800V - $\sqrt{3}$	3
	TVVHG100G100S	1000V - $\sqrt{3}$	3

Cat. Nos.		<b>BTV10</b>	
100V	100V - $\sqrt{3}$	Primary voltage (V)	Accuracy class VA cl. 0.2
TVVCC230C100S		230V	4
TVVCC240C100S		240V	4
TVVCC400C100S		400V	4
TVVCC440C100S		440V	4
TVVCC450C100S		450V	4
TVVCC500C100S		500V	4
TVVCC600C100S		600V	4
TVVCC660C100S		660V	4
TVVCC690C100S		690V	4
	TVVCG230G100S	230V - $\sqrt{3}$	2
	TVVCG240G100S	240V - $\sqrt{3}$	2
	TVVCG400G100S	400V - $\sqrt{3}$	2
	TVVCG440G100S	440V - $\sqrt{3}$	2
	TVVCG450G100S	450V - $\sqrt{3}$	2
	TVVCG500G100S	500V - $\sqrt{3}$	2
	TVVCG600G100S	600V - $\sqrt{3}$	2
	TVVCG660G100S	660V - $\sqrt{3}$	2
	TVVCG690G100S	690V - $\sqrt{3}$	2

Cat. Nos.	<b>Accessories</b>
ATVCOP01	Description Primary / secondary sealable terminal cover

# Voltage transformers - ACCURACY

## Single-phase voltage transformer



BTV50



BTV100

Cat. Nos.		<b>BTV50</b>		Cat. Nos.		<b>BTV100</b>	
100V	100V - $\sqrt{3}$	Primary voltage (V)	Accuracy class VA cl. 0.2	100V	100V - $\sqrt{3}$	Primary voltage (V)	Accuracy class VA cl. 0.2
TVVEC230C100S		230V	20	TVVFC230C100S		230V	40
TVVEC240C100S		240V	20	TVVFC240C100S		240V	40
TVVEC400C100S		400V	20	TVVFC400C100S		400V	40
TVVEC440C100S		440V	20	TVVFC440C100S		440V	40
TVVEC450C100S		450V	20	TVVFC450C100S		450V	40
TVVEC500C100S		500V	20	TVVFC500C100S		500V	40
TVVEC600C100S		600V	20	TVVFC600C100S		600V	40
TVVEC660C100S		660V	20	TVVFC660C100S		660V	40
TVVEC690C100S		690V	20	TVVFC690C100S		690V	40
TVVEC700C100S		700V	20	TVVFC700C100S		700V	40
TVVEC800C100S		800V	20	TVVFC800C100S		800V	40
TVVED100C100S		1000V	20	TVVFD100C100S		1000V	40
	TVVEG230G100S	230V - $\sqrt{3}$	8		TVVFG230G100S	230V - $\sqrt{3}$	14
	TVVEG240G100S	240V - $\sqrt{3}$	8		TVVFG240G100S	240V - $\sqrt{3}$	14
	TVVEG400G100S	400V - $\sqrt{3}$	8		TVVFG400G100S	400V - $\sqrt{3}$	14
	TVVEG440G100S	440V - $\sqrt{3}$	8		TVVFG440G100S	440V - $\sqrt{3}$	14
	TVVEG450G100S	450V - $\sqrt{3}$	8		TVVFG450G100S	450V - $\sqrt{3}$	14
	TVVEG500G100S	500V - $\sqrt{3}$	8		TVVFG500G100S	500V - $\sqrt{3}$	14
	TVVEG600G100S	600V - $\sqrt{3}$	8		TVVFG600G100S	600V - $\sqrt{3}$	14
	TVVEG660G100S	660V - $\sqrt{3}$	8		TVVFG660G100S	660V - $\sqrt{3}$	14
	TVVEG690G100S	690V - $\sqrt{3}$	8		TVVFG690G100S	690V - $\sqrt{3}$	14
	TVVEG700G100S	700V - $\sqrt{3}$	8		TVVFG700G100S	700V - $\sqrt{3}$	14
	TVVEG800G100S	800V - $\sqrt{3}$	8		TVVFG800G100S	800V - $\sqrt{3}$	14
	TVVEH100G100S	1000V - $\sqrt{3}$	8		TVVFH100G100S	1000V - $\sqrt{3}$	14

Cat. Nos.	<b>Accessories</b>
ATVCOP01	Description Primary / secondary sealable terminal cover

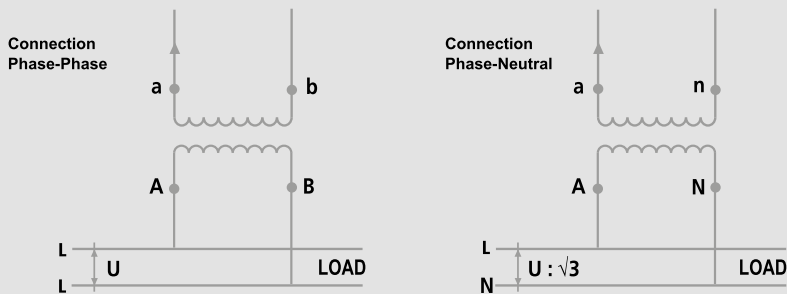
# Voltage transformers - ACCURACY

## Single-phase voltage transformer

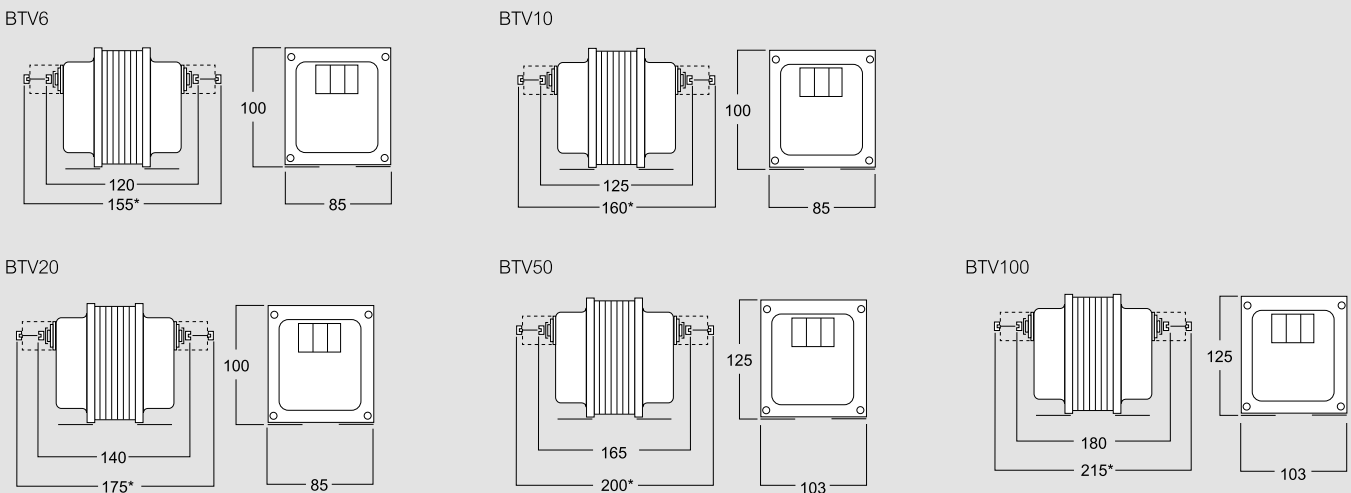
### Technical features

MODEL	BTV6	BTV10	BTV20	BTV50	BTV100
TECHNICAL NOTES	NT836	NT837	NT837	NT839	NT840
<b>SPECIFICATIONS</b>					
Reference specification	EN/IEC61869-1, EN/IEC61869-3				
Rated primary voltage U <sub>pr</sub> :	230...690V (phase-phase) - 230...690V - √3 (phase-neutral)				
Rated secondary voltage U <sub>sr</sub> :	100V (phase-phase) - 100V - √3 (phase-neutral)				
Rated frequency:	50Hz				
Working frequency:	47...63Hz				
Continuous rated time:	1.2 U <sub>pr</sub>				
8 hours rated time:	1.9U <sub>pr</sub> (phase-neutral and primary U <sub>pr</sub> :√3 connection)				
Max. power dissipation	≤ 7W	≤ 8.5W	≤ 8.5W	≤ 11W	≤ 32W
The allowed max cable or busbar temperature is:	125°C				
<b>INSULATION REQUIREMENTS</b>					
Type	Dry transformer, air insulation				
Highest voltage for equipment U <sub>m</sub> :	0.72kV r.m.s. (≤ 600V) - 1.2kV (>600V)				
Rated insulation level:	3kV (≤ 600V) - 6kV (>600V) r.m.s. 50Hz/1min				
Class of insulation (EN/IEC61869-1):	B				
<b>ENVIRONMENTAL CONDITIONS</b>					
Reference temperature:	23°C ± 1°C				
Nominal temperature range:	-25...50°C				
Daily mean temperature:	≤ 30°C				
Limit temperature range for storage:	-40...85°C				
Relative humidity:	≤ 85%				
Suitable for tropical climates	yes				
<b>CONNECTION</b>					
Primary and secondary winding:	M4 and fast-ons 6,3x0,8mm				
<b>MECHANICAL FEATURES</b>					
Housing material:	metal				
Protection degree (EN/IEC 60529):	IP00 terminals (IP20 with terminal cover)				
Mounting:	Fixing screw facility for wall mounting				
Weight:	2700 gr	3100 gr	2700 gr	6100 gr	7500 gr

### Wiring diagrams



### Dimensions




\* with sealable terminal cover

# Transformers

## Accessories



DER60...



ATAP015

Cat. Nos.
-----------

### DER Shunts for direct current measure

It gives a mV signal directly proportional to the measured current  
 Primary current 1...25A  
 Voltage drop 60 – 100 – 150mV  
 Accuracy cl. 0,5  
 Dimensions according to DIN43703

60mV	100mV	150mV	Range
DER060A100	DER100A100	DER150A100	1A
DER060A150	DER100A150	DER150A150	1.5A
DER060A200	DER100A200	DER150A200	2A
DER060A250	DER100A250	DER150A250	2.5A
DER060A300	DER100A300	DER150A300	3A
DER060A400	DER100A400	DER150A400	4A
DER060A500	DER100A500	DER150A500	5A
DER060A600	DER100A600	DER150A600	6A
DER060A800	DER100A800	DER150A800	8A
DER060B100	DER100B100	DER150B100	10A
DER060B150	DER100B150	DER150B150	15A
DER060B200	DER100B200	DER150B200	20A
DER060B250	DER100B250	DER150B250	25A

Cat. Nos.
-----------

### DER Shunts for direct current measure

It gives a mV signal directly proportional to the measured current  
 Primary current 30...6000A  
 Voltage drop 60 – 100 – 150mV  
 Accuracy cl. 0,5  
 Dimensions according to DIN43703

60mV	100mV	150mV	Range
DER060B300	DER100B300	DER150B300	30A
DER060B400	DER100B400	DER150B400	40A
DER060B500	DER100B500	DER150B500	50A
DER060B600	DER100B600	DER150B600	60A
DER060B800	DER100B800	DER150B800	80A
DER060C100	DER100C100	DER150C100	100A
DER060C120	DER100C120	DER150C120	120A
DER060C150	DER100C150	DER150C150	150A
DER060C200	DER100C200	DER150C200	200A
DER060C250	DER100C250	DER150C250	250A
DER060C300	DER100C300	DER150C300	300A
DER060C400	DER100C400	DER150C400	400A
DER060C500	DER100C500	DER150C500	500A
DER060C600	DER100C600	DER150C600	600A
DER060C800	DER100C800	DER150C800	800A
DER060D100	DER100D100	DER150D100	1000A
DER060D120	DER100D120	DER150D120	1200A
DER060D150	DER100D150	DER150D150	1500A
DER060D200	DER100D200	DER150D200	2000A
DER060D250	DER100D250	DER150D250	2500A
DER060D300	DER100D300	DER150D300	3000A
DER060D400	DER100D400	DER150D400	4000A
DER060D500	DER100D500	DER150D500	5000A
DER060D600	DER100D600	DER150D600	6000A



ATAP015

Cat. Nos.	CT accessory
-----------	--------------

ATAP015	<p>Description</p> <p>CT /1A or /5A*secondary opening protection .                  Fully static accessory which can instantly reclose the CT secondary circuit opened due to connection breakdown or to the removal of connected devices, to avoid dangerous overvoltages generated by the opening, and automatic instantaneous reset when normal conditions are restored.</p>
---------	---